



HELLENIC REPUBLIC
MINISTRY OF EDUCATION AND RELIGIOUS AFFAIRS
GENERAL SECRETARIAT OF VOCATIONAL EDUCATION,
TRAINING, LIFE LONG LEARNING AND YOUTH



Best Practices of Greek Municipalities that Implement
European Policies for young people residing in their area

Athens, October 2022



Hellenic Agency for Local Development and Local Government (EETAA)

Working Group

Georgia Gonou, Director for Research, Education & Life Long Learning Division, EETAA

Dr. Christos Petropoulos, Head of the Research & Innovation Department, EETAA

Valentina Bellou, Research & Innovation Department Officer, EETAA

Angeliki Skordili, Head of the Training & Life Long Learning Department, EETAA

An. Elpida Koutroubeli, Training & Life Long Learning Department Officer, EETAA

Eleana Tzortzatos, Administrative Research Support, Division of Research, Education and Life Long Learning, EETAA



Contents

Foreword	4
Participation of Municipalities in the Survey	5
Section A'	6
SUB-SECTION A. ORGANISATION AND OPERATION OF THE MUNICIPALITY	6
SUB-SECTION B: LOCAL AND MUNICIPAL YOUTH COUNCILS	13
SUB-SECTION C: BEST PRACTICES OF MUNICIPALITIES	16
Number of actions	17
SUB-SECTION D: BEST PRACTICES YOUTH ORGANISATIONS - LOCAL BODIES	20
Section B.....	28
Conclusions	34



Foreword

The General Secretariat for Vocational Education, Training, Life Long Learning and Youth of the Ministry of Education and Religious Affairs, the competent body for implementing the European Year of Youth 2022, included in its National Action Plan for the European Year of Youth 2022 a nationwide survey on “Recording Best Practices for the Municipalities that implement European Policies for young people residing in their area”.

The Hellenic Agency for Local Development and Local Government (EETAA) was responsible for implementing the survey in collaboration with the Central Union of Municipalities (KEDE).

This joint initiative attempted to map best practices of the Municipalities of the country, documenting the extent to which the First Tier of Greek local Government transpose European Policies for supporting youth at a local community level.

It is also a reference as regards to Municipalities exercising public policy for youth at a local level Municipalities, which are the competent bodies for managing local affairs and the main experts about local specificities of young people living in their area of responsibility.

For the purposes of the survey a questionnaire was designed, which was addressed to the 332 Municipalities of Greece and was circulated in the period 13 May - 30 August 2022.

The questionnaire comprised of two sections. The first section pertained to the investigation of actions for Youth on a local level (both by the Municipality itself and by other local bodies) that could be considered best practices, while the second section investigated knowledge about European policies for youth and their possible connection and implementation at a local level.

Data analysis was performed by using the SPSS statistics software package.

Participation of Municipalities in the Survey

The nationwide Survey for “Recording the Best Practices of Municipalities that Implement European Policies for young people residing in their area” comprises an action of the National Action Plan for the European Year of Youth 2022. The General Secretariat for Vocational Education, Training, Life Long Learning and Youth of the Ministry of Education and Religious Affairs assigned the implementation to the Hellenic Agency for Local Development and Local Government (EETAA). The Central Union of Municipalities (KEDE) supported its conduct, by writing to the Municipalities and urging them to respond.

96 Municipalities out of a total of 332 responded to the survey (29%). The Municipalities of the Regions of the Ionian Islands and Western Macedonia appear to have the highest participation rates (82% and 77% respectively), while when grouping the Municipalities by Category / Type of Municipality, there appears to be a balanced participation ranging from 23% to 35%, with the highest participation in Large Mainland Municipalities and the Municipalities which are Capitals of Regional Units (Prefectures), with 35%.

Region	Number of participating Municipalities	Percentage	Percentage of total Municipalities per Region
Eastern Macedonia and Thrace	9	9%	41%
Attica	7	7%	11%
North Aegean	2	2%	18%
Western Greece	1	1%	5%
Western Macedonia	10	10%	77%
Epirus	5	5%	28%
Thessaly	6	6%	24%
Ionian Islands	9	9%	82%
Central Macedonia	17	18%	45%
Crete	5	5%	21%
South Aegean	8	8%	24%
Peloponnese	6	6%	23%
Stereia Ellada	11	11%	44%
Total	96	100%	29%

Category of Municipality	Number of participating Municipalities	Percentage	Percentage of total Municipalities per Category
1 Metropolitan Centre Municipalities Large Mainland Municipalities and Municipalities of	12	13%	26%
2 Prefecture capitals	33	34%	35%
3 Medium sized Mainland Municipalities Small Mainland Municipalities and Small Mountainous	21	22%	27%
4 Municipalities	13	14%	25%
5 Large and Medium sized Island Municipalities	9	9%	33%
6 Small Island Municipalities	8	8%	23%
Total	96	100%	29%

The findings are presented by section and by sub-section, as per the 11 questions put to the Municipalities and are supported by tables and figures, which set out all the answers.

The tables present the above findings: (a) the total number of participating Municipalities, (b) per category/typology of participating Municipalities and (c) per Region of the country

Section A'

The first section of the survey pertained to investigating actions for Youth at a local level (both by Municipalities and by other local bodies), which could be considered best practices.

SUB-SECTION A. ORGANISATION AND OPERATION OF THE MUNICIPALITY

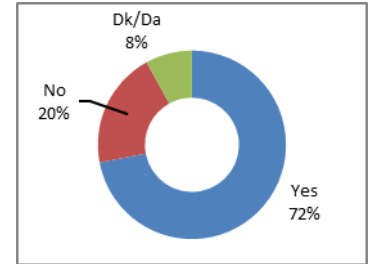
Findings (questions 1 – 3):

- 72% of the Municipalities participating in the survey mentioned that youth issues are included in their current operational planning.
- 83% of the Municipalities of Metropolitan Centres included youth issues in the current operational planning, which is the highest percentage per Municipality category / typology, while 81% was the corresponding percentage for Medium sized Mainland Municipalities. The lowest percentage, 69%, appears in the Small Island Municipalities that participated in the survey.
- In 72% of the Municipalities in which youth issues are included in their current operational planning, specific actions for Youth have been specified.
- 55% of the participating Municipalities have a Deputy Mayor or Representative or Councillor for the field of Youth.
- 31% of municipalities have a dedicated organizational unit / service, which deals with Youth issues and provides counselling support to youth, 63% of which promote European initiatives for Youth.
- In the last year 47% of the Municipalities possessing a dedicated organizational unit / service, which deals with Youth issues and provides counselling support to youth have performed actions which are considered best practices and pertain to Youth, while 36% of them said that their corresponding service does not work.

Specifically:

1. Which Youth issues are included in the current operational planning of your Municipality?

	Number of Municipalities	Percentage
Yes	69	72%
No	19	20%
Don't know/No answer	8	8%
Total	96	100.0%

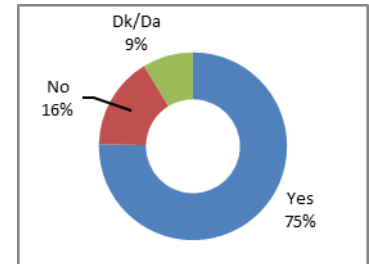


Municipality Category	Number of Municipalities	Percentage	Percentage of number of participating Municipalities per Category
1 Metropolitan Centre Municipalities	10	14%	83%
2 Large Mainland Municipalities and Municipalities of Prefecture capitals	23	33%	70%
3 Medium sized Mainland Municipalities	17	25%	81%
4 Small Mainland Municipalities and Small Mountainous Municipalities	9	13%	69%
5 Large and Medium sized Island Municipalities	6	9%	67%
6 Small Island Municipalities	4	6%	50%
Total	69	100%	

Region	Number of Municipalities	Percentage	Percentage of participating Municipalities per Region
Eastern Macedonia and Thrace	9	13%	100%
Attica	7	10%	100%
North Aegean	2	3%	100%
Western Greece	0	0%	0%
Western Macedonia	8	12%	80%
Epirus	3	4%	60%
Thessaly	5	7%	83%
Ionian Islands	3	4%	33%
Central Macedonia	12	17%	71%
Crete	4	6%	80%
South Aegean	6	9%	75%
Peloponnese	2	3%	33%
Sterea Ellada	8	12%	73%
Total	69	100%	

1.1. If yes, is there specialisation of specific actions for Youth?

	Number of Municipalities	Percentage
Yes	52	75%
No	11	16%
Don't know/No answer	6	9%
Total	69	100.0%

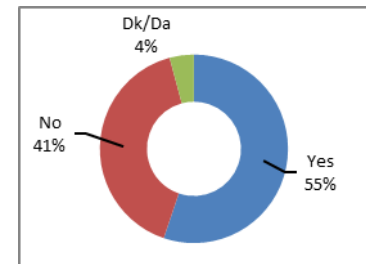


Category of Municipality	Number of Municipalities	Percentage	Percentage with respect to the number of Municipalities (in which it is included in the operational planning), per Category
1 Metropolitan Centre Municipalities	9	17%	90%
2 Large Mainland Municipalities and Municipalities of Prefecture capitals	17	33%	74%
3 Medium sized Mainland Municipalities	12	23%	71%
4 Small Mainland Municipalities and Small Mountainous Municipalities	7	13%	78%
5 Large and Medium sized Island Municipalities	3	6%	50%
6 Small Island Municipalities	4	8%	100%
Total	52	100%	

Region	Number of Municipalities	Percentage	Percentage with respect to the number of Municipalities (in which it is included in the operational planning), per Category
Eastern Macedonia and Thrace	7	13%	78%
Attica	6	12%	86%
North Aegean	1	2%	50%
Western Greece	0	0%	0%
Western Macedonia	7	13%	88%
Epirus	3	6%	100%
Thessaly	5	10%	100%
Ionian Islands	2	4%	67%
Central Macedonia	10	19%	83%
Crete	3	6%	75%
South Aegean	5	10%	83%
Peloponnese	0	0%	0%
Stereia Ellada	3	6%	38%
Total	52	100%	

2. Does your Municipality have a Deputy Mayor or Executive Director for Youth?

	Number of Municipalities	Percentage
Yes	53	55%
No	39	41%
	4	4%
Total	96	100.0%

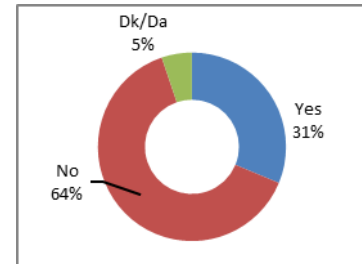


Category of Municipality	Number of Municipalities	Percentage	Percentage of participating Municipalities per Category
1 Metropolitan Centre Municipalities Large Mainland Municipalities and Municipalities of Prefecture capitals	8	15%	67%
2 Medium sized Mainland Municipalities Small Mainland Municipalities and Small Mountainous Municipalities	20	38%	61%
3 Large and Medium sized Island Municipalities	13	25%	62%
4 Small Island Municipalities	6	11%	46%
5	4	8%	44%
6	2	4%	25%
Total	53	100%	

Region	Number of Municipalities	Percentage	Percentage of participating Municipalities per Region
Eastern Macedonia and Thrace	9	17%	100%
Attica	3	6%	43%
North Aegean	1	2%	50%
Western Greece	1	2%	100%
Western Macedonia	5	9%	50%
Epirus	3	6%	60%
Thessaly	4	8%	67%
Ionian Islands	2	4%	22%
Central Macedonia	11	21%	65%
Crete	4	8%	80%
South Aegean	3	6%	38%
Peloponnese	1	2%	17%
Stereia Ellada	6	11%	55%
Total	53	100%	

3. Does your Municipality have a dedicated organizational unit / service, which deals with Youth issues and provides counselling support to Youth?

	Number of Municipalities	Percentage
Yes	30	31%
No	61	64%
Don't know/No answer	5	5%
Total	96	100.0%

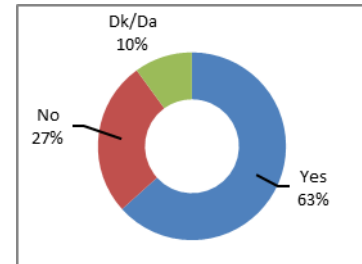


Municipality Category	Number of Municipalities	Percentage	Percentage of participating Municipalities per Category
1 Metropolitan Centre Municipalities Large Mainland Municipalities and Municipalities of	5	17%	42%
2 Prefecture capitals	16	53%	48%
3 Medium sized Mainland Municipalities Small Mainland Municipalities and Small	6	20%	29%
4 Mountainous Municipalities	0	0%	0%
5 Large and Medium sized Island Municipalities	2	7%	22%
6 Small Island Municipalities	1	3%	13%
Total	30	100%	

Region	Number of Municipalities	Percentage	Percentage of participating Municipalities per Region
Eastern Macedonia and Thrace	3	10%	33%
Attica	4	13%	57%
North Aegean	0	0%	0%
Western Greece	0	0%	0%
Western Macedonia	2	7%	20%
Epirus	1	3%	20%
Thessaly	5	17%	83%
Ionian Islands	3	10%	33%
Central Macedonia	7	23%	41%
Crete	1	3%	20%
South Aegean	1	3%	13%
Peloponnese	1	3%	17%
Stereia Ellada	2	7%	18%
Total	30	100%	

3.1. If yes, do you know whether the service promotes European Youth Initiatives?

	Number of Municipalities	Percentage
Yes	19	63%
No	8	27%
Don't know/No answer	3	10%
Total	30	100.0%



Municipality Category	Number of Municipalities	Percentage	Percentage of Municipalities (in which a dedicated unit / service operates) per Category
1 Metropolitan Centre Municipalities	4	21%	80%
2 Large Mainland Municipalities and Municipalities of Prefecture capitals	11	58%	69%
3 Medium sized Mainland Municipalities	2	11%	33%
4 Small Mainland Municipalities and Small Mountainous Municipalities	0	0%	0%
5 Large and Medium sized Island Municipalities	2	11%	100%
6 Small Island Municipalities	0	0%	0%
Total	19	100%	

Region	Number of Municipalities	Percentage	Percentage of Municipalities (in which a dedicated unit / service operates) per Region
Eastern Macedonia and Thrace	3	16%	100%
Attica	4	21%	100%
North Aegean	0	0%	0%
Western Greece	0	0%	0%
Western Macedonia	1	5%	50%
Epirus	0	0%	0%
Thessaly	1	5%	20%
Ionian Islands	1	5%	33%
Central Macedonia	5	26%	71%
Crete	1	5%	100%
South Aegean	1	5%	100%
Peloponnese	0	0%	0%
Stereia Ellada	2	11%	100%
Total	19	100%	



Has the Municipality implemented an action which is considered best practice with respect to Youth in the last 3 years	Total	Does the Municipality have a dedicated unit / service, which deals with Youth Issues and provided counselling support to youth?		
		Yes	No	Don't know/No answer
Yes	39%	47%	36%	20%
No	51%	53%	51%	40%
Don't know/No answer	10%	0%	13%	40%
Total	100%	100%	100%	100%

SUB-SECTION B: LOCAL AND MUNICIPAL YOUTH COUNCILS

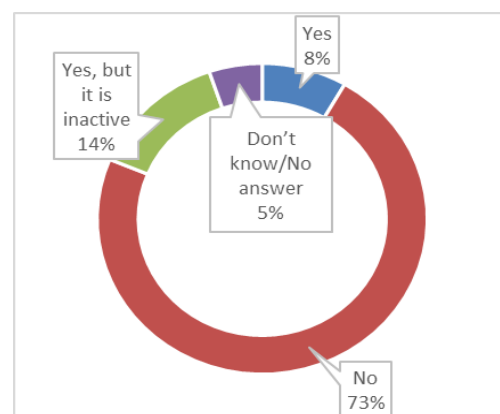
Findings (questions 4 - 5)

- 8% of the participating Municipalities had a Local Youth Council and 14% mentioned that they have a Local Youth Council but that it is inactive.
- 10% of the participating Municipalities stated that a Municipal Youth Council operates in their Municipality and 9% that it exists, but that it is inactive.

Specifically:

4. Does your Municipality have a Local Youth Council?

	Number of Municipalities	Percentage
Yes	8	8%
No	70	73%
Yes, but it is inactive	13	14%
Don't know/No answer	5	5%
Total	96	100.0%

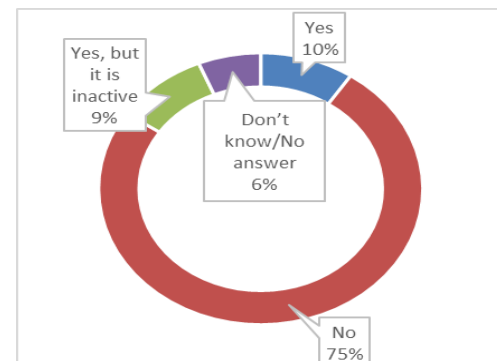


Municipality Category	Number of Municipalities	Percentage	Percentage of participating Municipalities per Category
1 Metropolitan Centre Municipalities Large Mainland Municipalities and	2	25%	17%
2 Municipalities of Prefecture capitals	4	50%	12%
3 Medium sized Mainland Municipalities Small Mainland Municipalities and Small	1	13%	5%
4 Mountainous Municipalities	1	13%	8%
5 Large and Medium sized Island Municipalities	0	0%	0%
6 Small Island Municipalities	0	0%	0%
Total	8	100%	

Region	Number of Municipalities	Percentage	Percentage of participating Municipalities per Region
Eastern Macedonia and Thrace	3	38%	33%
Attica	1	13%	14%
North Aegean	0	0%	0%
Western Greece	1	13%	100%
Western Macedonia	1	13%	10%
Epirus	0	0%	0%
Thessaly	0	0%	0%
Ionian Islands	0	0%	0%
Central Macedonia	1	13%	6%
Crete	0	0%	0%
South Aegean	0	0%	0%
Peloponnese	0	0%	0%
Stereia Ellada	1	13%	9%
Total	8	100%	

5. Does your Municipality have Municipal Youth Council?

	Number of Municipalities	Percentage
Yes	9	10%
No	72	75%
Yes, but it is inactive	9	9%
Don't know/No answer	6	6%
Total	96	100.0%



Municipality Category	Number of Municipalities	Percentage	Percentage of participating Municipalities per Category
1 Metropolitan Centre Municipalities	2	22%	17%
2 Large Mainland Municipalities and Municipalities of Prefecture capitals	7	78%	21%
3 Medium sized Mainland Municipalities	0	0%	0%
4 Small Mainland Municipalities and Small Mountainous Municipalities	0	0%	0%
5 Large and Medium sized Island Municipalities	0	0%	0%
6 Small Island Municipalities	0	0%	0%
Total	9	100%	

Region	Number of Municipalities	Percentage	Percentage of participating Municipalities per Region
Eastern Macedonia and Thrace	4	44%	44%
Attica	1	11%	14%
North Aegean	0	0%	0%
Western Greece	0	0%	0%
Western Macedonia	0	0%	0%
Epirus	0	0%	0%
Thessaly	2	22%	33%
Ionian Islands	0	0%	0%
Central Macedonia	2	22%	12%
Crete	0	0%	0%
South Aegean	0	0%	0%
Peloponnese	0	0%	0%
Stereia Ellada	0	0%	0%
Total	9	100%	

SUB-SECTION C: BEST PRACTICES OF MUNICIPALITIES

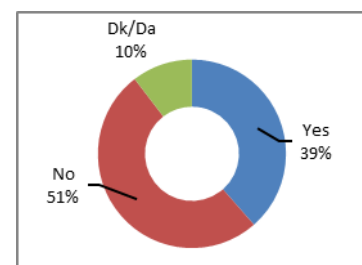
Findings (questions 6 - 7)

- 39% of participating Municipalities stated that they have implemented an action in the last three years which is considered to be a best practice and pertains to Youth.
- 17% of the Municipalities of Metropolitan Centres that have participated in the survey have implemented actions that are considered best practices.
- In total 83 actions were mentioned in the survey, out of which only 11 (13%) were funded by a European source of financing.
- The number of actions per category - typology of Municipalities participating over the last three years is at least 2 for all categories, while 3 Large Mainland Municipalities and Municipalities that are Prefecture capitals had a higher number, namely 2.6 actions on average.
- In terms of the scope of the action, a balanced result emerged: Sports (28%), Culture/Arts, Training/ Employment, Social Policy and Volunteering (27%), Public Policy (22%), etc.
- As regards types of activity, Workshops have a clear lead with 27%, followed by: Public Debate (18%), Training & Guidance (17%), Festival (12%), etc.
- 11% of Municipalities participating in the research stated that it had participated in Global - European - National Networks that are active in the field of Youth.

Specifically:

6. Has your Municipality recently implemented an action which is considered as best practice in relation to Youth in the last 3 years?

	Number of Municipalities	Percentage
Yes	37	39%
No	49	51%
Don't know/No answer	10	10%
Total	96	100.0%



	Municipality Category	Number of Municipalities	Percentage	Percentage of participating Municipalities per Category
1	Metropolitan Centre Municipalities Large Mainland Municipalities and Municipalities	8	22%	67%
2	of Prefecture capitals	14	38%	42%
3	Medium sized Mainland Municipalities Small Mainland Municipalities and Small	5	14%	24%
4	Mountainous Municipalities	4	11%	31%
5	Large and Medium sized Island Municipalities	4	11%	44%
6	Small Island Municipalities	2	5%	25%
	Total	37	100%	

Region	Number of Municipalities	Percentage	Percentage of participating Municipalities per Region
Eastern Macedonia and Thrace	6	16%	67%
Attica	3	8%	43%
North Aegean	1	3%	50%
Western Greece	0	0%	0%
Western Macedonia	3	8%	30%
Epirus	3	8%	60%
Thessaly	3	8%	50%
Ionian Islands	1	3%	11%
Central Macedonia	8	22%	47%
Crete	2	5%	40%
South Aegean	4	11%	50%
Peloponnese	1	3%	17%
Stereia Ellada	2	5%	18%
	Total	37	100%

Number of actions

	Municipality Category	Number of actions	Percentage	Average number of actions per Category
1	Metropolitan Centre Municipalities Large Mainland Municipalities and Municipalities of	17	20%	2.1
2	Prefecture capitals	36	43%	2.6
3	Medium sized Mainland Municipalities Small Mainland Municipalities and Small Mountainous	10	12%	2.0
4	Municipalities	8	10%	2.0
5	Large and Medium sized Island Municipalities	8	10%	2.0
6	Small Island Municipalities	4	5%	2.0
	Total	83	100%	2.2

Region	Number of actions	Percentage	Average number of actions per Region
Eastern Macedonia and Thrace	14	17%	2.3
Attica	3	4%	1.0
North Aegean	3	4%	3.0
Western Greece	0	0%	0.0
Western Macedonia	9	11%	3.0
Epirus	5	6%	1.7
Thessaly	7	8%	2.3
Ionian Islands	2	2%	2.0
Central Macedonia	21	25%	2.6
Crete	6	7%	3.0
South Aegean	7	8%	1.8
Peloponnese	3	4%	3.0
Stereia Ellada	3	4%	1.5
Total	83	100%	2.2

Field of implementation

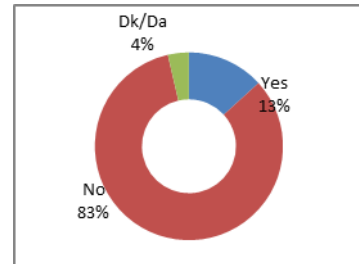
Field of implementation	Number of actions	Percentage of total actions
Public Policy	18	22%
Culture/Arts	22	27%
Sports	23	28%
Promoting Health	15	18%
Training/Employment	22	27%
Social Policy	22	27%
Volunteering	22	27%
Other	4	5%
I don't know	0	0%

Type of activity

Type of activity	Number of actions	Percentage of total actions
Workshop	22	27%
Competition	5	6%
Report	8	10%
Research	7	8%
Training	14	17%
Marathon	6	7%
Festival	10	12%
Concert	2	2%
Webinar	6	7%
Public Debate	15	18%
Mentoring	14	17%
Art Performance	4	5%
Conference	7	8%
Campaign	9	11%
Other	12	14%

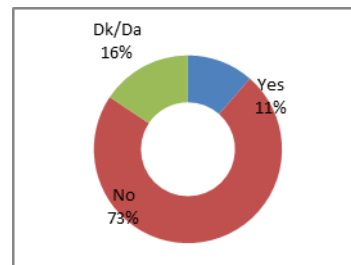
Implementation as part of European funding

European funding	Number of actions	Percentage of total actions
Yes	11	13%
No	69	83%
Don't know/No answer	3	4%
Total	83	100.0%



7. Does your Municipality participate in Global - European - National Networks that are active in the sector of Youth?

	Number of Municipalities	Percentage
Yes	11	11%
No	70	73%
Don't know/No answer	15	16%
Total	96	100.0%



Municipality Category	Number of Municipalities	Percentage	Percentage of participating Municipalities per Category
1 Metropolitan Centre Municipalities	2	18%	17%
2 Large Mainland Municipalities and Municipalities of Prefecture capitals	7	64%	21%
3 Medium sized Mainland Municipalities	0	0%	0%
4 Small Mainland Municipalities and Small Mountainous Municipalities	1	9%	8%
5 Large and Medium sized Island Municipalities	1	9%	11%
6 Small Island Municipalities	0	0%	0%
Total	11	100%	

Region	Number of Municipalities	Percentage	Percentage of participating Municipalities per Region
Eastern Macedonia and Thrace	1	9%	11%
Attica	1	9%	14%
North Aegean	1	9%	50%
Western Greece	0	0%	0%
Western Macedonia	2	18%	20%
Epirus	0	0%	0%
Thessaly	1	9%	17%
Ionian Islands	1	9%	11%
Central Macedonia	3	27%	18%
Crete	0	0%	0%
South Aegean	0	0%	0%
Peloponnese	0	0%	0%
Sterea Ellada	1	9%	9%
Total	11	100%	

SUB-SECTION D: BEST PRACTICES YOUTH ORGANISATIONS - LOCAL BODIES

Findings (questions 8 - 11)

- **Youth Organisations** operate in 35 of the Municipalities participating in the survey mainly in the fields of Volunteerism (83%), Culture / Arts (71%) and Sports (63%).

Youth organisations in 12 out of 35 participating Municipalities carried out in the last 3 years 20 actions which the Municipalities characterised as best practices, 5 of which were carried out with European funding.

The key fields of implementation for the above actions were Volunteering (55%), Culture/Arts (45%) and Sports (30%).

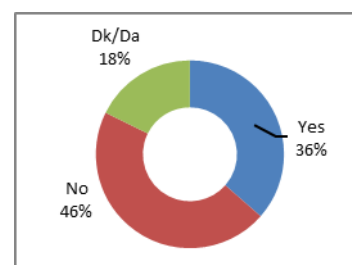
- 24 Municipalities stated that Bodies in their region, although not operating chiefly in matters of Youth, have implemented 42 actions for Youth, which the Municipalities term best practices, 5 of which were carried out with European financing.

Key fields of implementation of the above actions were Volunteering (43%), Culture/Arts (38%), Health Promotion (33%) and Sports (31%).

Specifically:

8. Do you have active Youth organisations in your Municipality?

	Number of Municipalities	Percentage
Yes	35	36%
No	44	46%
Don't know/No answer	17	18%
Total	96	100.0%



	Municipality Category	Number of Municipalities	Percentage	Percentage of participating Municipalities per Category
1	Metropolitan Centre Municipalities	7	20%	58%
2	Large Mainland Municipalities and Municipalities of Prefecture capitals	14	40%	42%
3	Medium sized Mainland Municipalities	6	17%	29%
4	Small Mainland Municipalities and Small Mountainous Municipalities	5	14%	38%
5	Large and Medium sized Island Municipalities	2	6%	22%
6	Small Island Municipalities	1	3%	13%
	Total	35	100%	

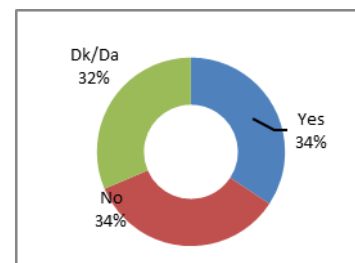
Region	Number of Municipalities	Percentage	Percentage of participating Municipalities per Region
Eastern Macedonia and Thrace	5	14%	56%
Attica	5	14%	71%
North Aegean	0	0%	0%
Western Greece	1	3%	100%
Western Macedonia	6	17%	60%
Epirus	1	3%	20%
Thessaly	2	6%	33%
Ionian Islands	2	6%	22%
Central Macedonia	7	20%	41%
Crete	2	6%	40%
South Aegean	1	3%	13%
Peloponnese	0	0%	0%
Sterea Ellada	3	9%	27%
Total	35	100%	

8.1. If yes, then which sectors are they active in?

Sector	Number	Percentage
Public Policy	15	43%
Culture/Arts	25	71%
Sports	22	63%
Promoting Health	7	20%
Training/Employment	9	26%
Social Policy	13	37%
Volunteering	29	83%
Other	3	9%
I don't know	15	43%

9. Do you know whether certain of the Youth collectivities - organisations have carried out an action which is considered a best practice in the last 3 years?

	Number of Municipalities	Percentage
Yes	12	34%
No	12	34%
Don't know/No answer	11	32%
Total	35	100.0%



Category of Municipality	Number of Municipalities	Percentage	Percentage with respect to the number of Municipalities which have Youth Organisations per Category
1 Metropolitan Centre Municipalities Large Mainland Municipalities and Municipalities of	4	33%	57%
2 Prefecture capitals	4	33%	29%
3 Medium sized Mainland Municipalities Small Mainland Municipalities and Small	1	8%	17%
4 Mountainous Municipalities	2	17%	40%
5 Large and Medium sized Island Municipalities	1	8%	50%
6 Small Island Municipalities	0	0%	0%
Total	12	100%	

Region	Number of Municipalities	Percentage	Percentage with respect to the number of Municipalities which have Youth Organisations per Region
Eastern Macedonia and Thrace	2	17%	40%
Attica	2	17%	40%
North Aegean	0	0%	0%
Western Greece	0	0%	0%
Western Macedonia	1	8%	17%
Epirus	0	0%	0%
Thessaly	1	8%	50%
Ionian Islands	1	8%	50%
Central Macedonia	3	25%	43%
Crete	0	0%	0%
South Aegean	0	0%	0%
Peloponnese	0	0%	0%
Sterea Ellada	2	17%	67%
Total	12	100%	

Number of actions

Category of Municipality	Number of actions	Percentage	Average number of actions per Category
1 Metropolitan Centre Municipalities Large Mainland Municipalities and Municipalities of	5	25%	1.3
2 Prefecture capitals	9	45%	2.3
3 Medium sized Mainland Municipalities Small Mainland Municipalities and Small	1	5%	1.0
4 Mountainous Municipalities	5	25%	2.5
5 Large and Medium sized Island Municipalities	0	0%	0.0
6 Small Island Municipalities	0	0%	0.0
Total	20	100%	1.7



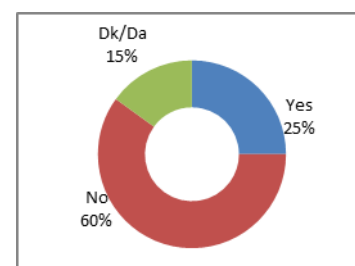
Region	Number of actions	Percentage	Average number of actions per Region
Eastern Macedonia and Thrace	5	25%	2.5
Attica	1	5%	0.5
North Aegean	0	0%	0.0
Western Greece	0	0%	0.0
Western Macedonia	2	10%	2.0
Epirus	0	0%	0.0
Thessaly	1	5%	1.0
Ionian Islands	0	0%	0.0
Central Macedonia	7	35%	2.3
Crete	0	0%	0.0
South Aegean	0	0%	0.0
Peloponnese	0	0%	0.0
Stereia Ellada	4	20%	2.0
Total	20	100%	1.7

Field of implementation

Field of implementation	Number of actions	Percentage of total actions
Public Policy	3	15%
Culture/Arts	9	45%
Sports	6	30%
Promoting Health	4	20%
Training/Employment	2	10%
Social Policy	4	20%
Volunteering	11	55%
Other	1	5%
I don't know	0	0%

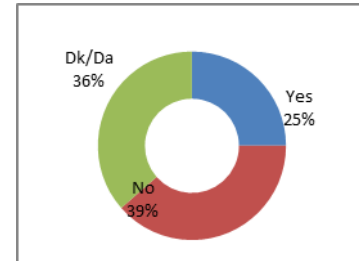
Implementation as part of European funding

European funding	Number of actions	Percentage of total actions
Yes	5	25%
No	12	60%
Don't know/No answer	3	15%
Total	20	100.0%



10. Do you know whether bodies exist in your Municipality, which although they are not active chiefly in Youth matters have carried out an action, which is considered best practice for Youth?

	Number of Municipalities	Percentage
Yes	24	25%
No	37	39%
Don't know/No answer	35	36%
Total	96	100.0%



Category of Municipality	Number of Municipalities	Percentage	Percentage of participating Municipalities per Category
1 Metropolitan Centre Municipalities Large Mainland Municipalities and Municipalities of	2	8%	17%
2 Prefecture capitals	9	38%	27%
3 Medium sized Mainland Municipalities Small Mainland Municipalities and Mountainous	5	21%	24%
4 Municipalities	3	13%	23%
5 Large and Medium sized Island Municipalities	3	13%	33%
6 Small Island Municipalities	2	8%	25%
Total	24	100%	

Region	Number of Municipalities	Percentage	Percentage of participating Municipalities per Region
Eastern Macedonia and Thrace	1	4%	11%
Attica	2	8%	29%
North Aegean	1	4%	50%
Western Greece	0	0%	0%
Western Macedonia	4	17%	40%
Epirus	0	0%	0%
Thessaly	4	17%	67%
Ionian Islands	1	4%	11%
Central Macedonia	3	13%	18%
Crete	1	4%	20%
South Aegean	4	17%	50%
Peloponnese	0	0%	0%
Stereia Ellada	3	13%	27%
Total	24	100%	

Number of actions

Category of Municipality	Number of actions	Percentage	Average number of actions per Category
1 Metropolitan Centre Municipalities	3	7%	1.5
2 Large Mainland Municipalities and Municipalities of Prefecture capitals	16	38%	1.8
3 Medium sized Mainland Municipalities	8	19%	1.6
4 Small Mainland Municipalities and Small Mountainous Municipalities	6	14%	2.0
5 Large and Medium sized Island Municipalities	4	10%	1.3
6 Small Island Municipalities	5	12%	2.5
Total	42	100%	1.8

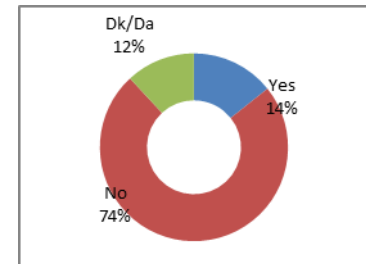
Region	Number of actions	Percentage	Average number of actions per Region
Eastern Macedonia and Thrace	2	5%	2.0
Attica	3	7%	1.5
North Aegean	1	2%	1.0
Western Greece	0	0%	0.0
Western Macedonia	6	14%	1.5
Epirus	0	0%	0.0
Thessaly	6	14%	1.5
Ionian Islands	3	7%	3.0
Central Macedonia	5	12%	1.7
Crete	3	7%	3.0
South Aegean	8	19%	2.0
Peloponnese	0	0%	0.0
Stereia Ellada	5	12%	1.7
Total	42	100%	1.8

Field of implementation

Field of implementation	Number of actions	Percentage of total actions
Public Policy	3	7%
Culture/Arts	16	38%
Sports	13	31%
Promoting Health	14	33%
Training/Employment	5	12%
Social Policy	5	12%
Volunteering	18	43%
Other	2	5%
I don't know	0	0%

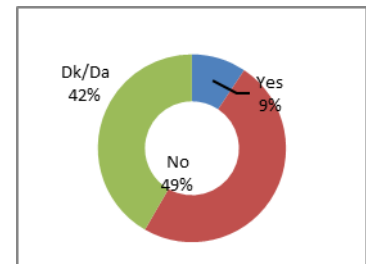
Implementation as part of European funding

European funding	Number of actions	Percentage of total actions
Yes	6	14%
No	31	74%
Don't know/No answer	5	12%
Total	42	100.0%



11. Do you know whether in your Municipality collective bodies - partnerships have worked together to implement an action which is considered best practice for Youth?

	Number of Municipalities	Percentage
Yes	9	9%
No	47	49%
Don't know/No answer	40	42%
Total	96	100.0%



Category of Municipality	Number of Municipalities	Percentage	Percentage of participating Municipalities per Category
1 Metropolitan Centre Municipalities	0	0%	0%
2 Large Mainland Municipalities and Municipalities of Prefecture capitals	2	22%	6%
3 Medium sized Mainland Municipalities	1	11%	5%
4 Small Mainland Municipalities and Small Mountainous Municipalities	3	33%	23%
5 Large and Medium sized Island Municipalities	1	11%	11%
6 Small Island Municipalities	2	22%	25%
Total	9	100%	

Region	Number of Municipalities	Percentage	Percentage of participating Municipalities per Region
Eastern Macedonia and Thrace	1	11%	11%
Attica	0	0%	0%
North Aegean	0	0%	0%
Western Greece	0	0%	0%
Western Macedonia	3	33%	30%
Epirus	0	0%	0%
Thessaly	1	11%	17%
Ionian Islands	1	11%	11%
Central Macedonia	0	0%	0%
Crete	0	0%	0%
South Aegean	2	22%	25%
Peloponnese	0	0%	0%
Stereia Ellada	1	11%	9%
Total	9	100%	

Number of actions

Category of Municipality	Number of actions	Percentage	Average number of actions per Category
1 Metropolitan Centre Municipalities	0	0%	0.0
2 Large Mainland Municipalities and Municipalities of Prefecture capitals	4	29%	2.0
3 Medium sized Mainland Municipalities	1	7%	1.0
4 Small Mainland Municipalities and Small Mountainous Municipalities	4	29%	1.3
5 Large and Medium sized Island Municipalities	1	7%	1.0
6 Small Island Municipalities	4	29%	2.0
Total	14	100%	1.6

Region	Number of actions	Percentage	Average number of actions per Region
Eastern Macedonia and Thrace	1	7%	1.0
Attica	0	0%	0.0
North Aegean	0	0%	0.0
Western Greece	0	0%	0.0
Western Macedonia	5	36%	1.7
Epirus	0	0%	0.0
Thessaly	2	14%	2.0
Ionian Islands	3	21%	3.0
Central Macedonia	0	0%	0.0
Crete	0	0%	0.0
South Aegean	2	14%	1.0
Peloponnese	0	0%	0.0
Stereia Ellada	1	7%	1.0
Total	14	100%	1.6

Section B

This section investigates knowledge of European policies for youth and their possible connection and implementation of them at a local level.

1. Which of the following European/national policy texts for Youth do you know and to what degree?

1.1. EU Youth Strategy 2019-2027

1.2. Reinforced Youth Guarantee

1.3. Strategic Plan for Vocational Education, Training, Lifelong learning and Youth 2022 - 2024

	A large extent	Quite a large extent	A lesser extent	A small extent	Not at all	Don't know/No answer
EU Youth Strategy 2019-2027	2%	15%	20%	35%	28%	0%
Reinforced Youth Guarantee	2%	1%	13%	37%	48%	0%
Strategic Plan for Vocational Education, Training, Life long learning and Youth 2022 - 2024	7%	17%	32%	26%	18%	0%

If the answers are scored on a scale of 1-5, where 1 corresponds to Not at all and 5 To a large extent, then the following positions arise. We notice that the average values are around 2, which corresponds to the answer **A small extent**.

	Answers	Average	Standard deviation
EU Youth Strategy 2019-2027	96	2.27	1.090
Reinforced Youth Guarantee	96	1.73	.876
Strategic Plan for Vocational Education, Training, Lifelong learning and Youth 2022 – 2024	96	2.70	1.162

2. The EU Youth Strategy constitutes the framework for EU Youth policy cooperation for the period 2019-2027 (based on the Council Resolution of 26 November 2018) and includes the following 11 Goals. Please note, in your opinion, the possible degree of implementation of the following goals at a local level

1. Connecting EU with Youth
2. Equality of All Genders
3. Inclusive Societies
4. Information & Constructive Dialogue
5. Mental Health & Wellbeing
6. Moving Rural Youth Forward
7. Quality Employment for All
8. Quality Learning
9. Space and Participation for All
10. Sustainable Green Europe
11. Youth Organisations & European Programmes

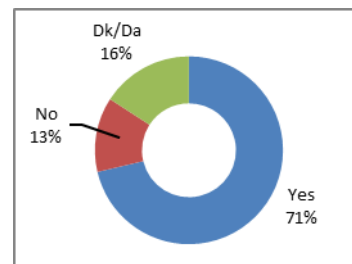
	A large extent	Quite a large extent	A lesser extent	A small extent	Not at all	Don't know/No answer
1. Connecting EU with Youth	12%	19%	30%	31%	4%	4%
2. Gender equality	31%	31%	22%	13%	1%	2%
3. Inclusive societies	26%	31%	24%	14%	2%	3%
4. Information & Constructive Dialogue	25%	37%	24%	8%	5%	1%
5. Mental Health & Wellbeing	27%	35%	27%	6%	2%	2%
6. Moving Rural Youth Forward	20%	20%	29%	21%	8%	2%
7. Quality Employment for All	22%	25%	33%	13%	5%	2%
8. Quality Learning	26%	30%	30%	7%	2%	4%
9. Space and Participation for All	23%	30%	31%	7%	5%	3%
10. Sustainable Green Europe	21%	32%	31%	8%	3%	4%
11. Youth Organisations & European Programmes	18%	30%	31%	14%	5%	2%

We notice that the average values are around 3 to **(A lesser extent - A lot)**

	Answers	Average	Standard deviation
1. Connecting EU with Youth	92	3.02	1.089
2. Gender equality	94	3.81	1.060
3. Inclusive societies	93	3.68	1.085
4. Information & Constructive Dialogue	95	3.68	1.104
5. Mental Health & Wellbeing	94	3.81	.987
6. Moving Rural Youth Forward	94	3.22	1.237
7. Quality Employment for All	94	3.47	1.133
8. Quality Learning	92	3.74	1.015
9. Space and Participation for All	93	3.60	1.095
10. Sustainable Green Europe	92	3.62	1.025
11. Youth Organisations & European Programmes	94	3.43	1.102

3. Do the actions implemented in your Municipality achieve one or more of the above goals?

Yes	72%
No	13%
Don't know/No answer	16%
Total	100%



Do the actions implemented in your Municipality achieve one or more of the 11 goals?	Total	Has your Municipality implemented an action which is considered best practice with respect to Youth in the last 3 years		
		Yes	No	Don't know/No answer
Yes	72%	92%	63%	40%
No	13%	3%	20%	10%
Don't know/No answer	16%	5%	16%	50%
Total	100%	100%	100%	100%



4. Do you follow European sources of information that pertain to Youth?

- 4.1. European Youth Portal
- 4.2. European Youth Forum
- 4.3. Eurodesk
- 4.4. Other

	A large extent	Quite a large extent	A lesser extent	A small extent	Not at all	Don't know/No answer
European Youth Portal	3%	9%	18%	43%	27%	0%
European Youth Portal	5%	6%	14%	46%	29%	0%
Eurodesk	6%	4%	12%	38%	40%	0%
Other	0%	0%	0%	26%	74%	0%

	Answers	Average	Standard deviation
European Youth Portal	96	2.19	1.039
European Youth Portal	94	2.14	1.074
Eurodesk	95	1.99	1.125
Other	35	1.26	.443

We see that the average values of most answers are a small extent (value 2)



5. Which source of European funding do you consider can be used by Local Government to carry out European and national policies for Youth and to what extent?

- 5.1. Erasmus+ (EPLUS) – Youth
- 5.2. European Solidarity Corps-ESC
- 5.3. Reinforced Youth Guarantee
- 5.4. Youth4Regions Competition
- 5.5. Next Generation EU

	A large extent	Quite a large extent	A lesser extent	A small extent	Not at all	Don't know/No answer
Erasmus+ (EPLUS) – Youth	23%	23%	24%	14%	7%	9%
European Solidarity Corps (ESC)	6%	12%	24%	21%	16%	22%
Reinforced Youth Guarantee	3%	12%	19%	25%	17%	25%
Europe Goes Local	7%	12%	26%	21%	15%	20%
Youth4Regions Competition	4%	13%	27%	19%	15%	23%
Next Generation EU	6%	16%	29%	16%	9%	24%

	Responses	Average	Standard deviation
Erasmus+ (EPLUS) – Youth	87	3.45	1.246
European Solidarity Corps (ESC)	75	2.64	1.193
Reinforced Youth Guarantee	72	2.46	1.125
Europe Goes Local	77	2.70	1.193
Youth4Regions Competition	74	2.65	1.128
Next Generation EU	73	2.92	1.115

We notice that the average values of most answers are in the region of A lesser extent (Value 3)



6. Has your Municipality recently participated in certain of the following European initiatives for Youth?

- 6.1. Erasmus+ (EPLUS) – Youth**
- 6.2. European Solidarity Corps-ESC**
- 6.3. Reinforced Youth Guarantee**
- 6.4. Youth4Regions Competition**
- 6.5. European Youth Week**
- 6.6. European Dialogue for Youth**
- 6.7. Other**

Erasmus+ (EPLUS) – Youth	31%	54%	15%
European Solidarity Corps (ESC)	7%	75%	18%
EU Youth Dialogue	6%	73%	21%
Reinforced Youth Guarantee (6)	0%	80%	20%
European Youth Week	7%	73%	20%
Youth4Regions Competition	4%	78%	18%
Other	6%	59%	34%



Conclusions

In the context of the European Year of Youth 2022, the General Secretariat for Vocational Education, Training, Life Long Learning and Youth of the Ministry of Education and Religious Affairs, appointed the Hellenic Agency for Local Development and Local Government (EETAA) in collaboration with the Central Union of Municipalities (KEDE), to be in charge of implementing a nationwide survey to “Record Best Practices for the Municipalities that implement European Policies for youth residing in their area”.

To this end, EETAA designed an online questionnaire, which circulated from 13 May – 30 August 2022 throughout the 332 Municipalities of Greece.

This joint initiative attempts to constitute a reference document for when Municipalities exercise public policy for youth at a local level, given that they are the materially competent agencies for managing local affairs and the main experts concerning local specificities and the characteristics of youth living in their area of responsibility.

The applicable legislation¹ for the first tier of Local Government in Greece, i.e. Municipalities, in implementation of the requirement enshrined in the Constitution (article 102, par. 1)², includes areas of competence irrevocably and functionally linked to youth. At the same time, in 2006, youth representation at a local level³ was legislated with the creation of Youth Local Councils.

In a nationwide study on issues of institutional representation of youth at the local level, carried out by EETAA in 2022: (a) 7 active Municipal Youth Councils were identified throughout the Municipalities of the country (in the Municipalities of Kavala, Komotini and Paggaios in the Region of Eastern Macedonia and Thrace; the Municipalities of Volvi, Thessaloniki and Thermi in the Region of Central Macedonia; and the Municipality of Larissa in the Region of Thessaly); (b) it was found that the importance of Local Youth Councils has diminished; (c) the interest of a great number of Municipalities to convene Municipal Youth Councils was ascertained; (d) the need to establish the related legislative framework was stressed.

¹ Law 3463/2006 GG A 114/8.6.2006 Ratification of the Code on Municipalities and Settlements, Law 3852 GG A' 87/ 7.6.2010 “The administration of local affairs is the remit of first and second tier local government organisations”, Law 4555/2018 GG 133/A/19-7-2018 “CLEISTHENIS I. Programme. Local Government Reform”

² “The administration of local affairs is the remit of first and second tier local government organisations”.

³ Law 3443/2006 GG 41/A/2006 Local Youth Councils and other provisions

Against this backdrop, the Survey to “Record Best Practices in Municipalities that implement European Policies for youth living in their area” highlighted the following findings:

😊😊 96 Municipalities (29%) of the 332 responded. The Municipalities of the Regions of the Ionian Islands and Western Macedonia appear to have the highest participation rates (82% and 77% respectively), while when grouping the Municipalities by Category / Type of Municipality, there appears to be a balanced participation ranging from 23% to 35%, with the highest participation in Large Mainland Municipalities and the Municipalities which are Capitals of Regional Units (Prefectures), with 35%.

😊😊 The Municipalities have included youth issues at a satisfactory level in their operational planning (72%), which applies more for the Municipalities of City Centres and Small Mainland Municipalities (83% and 81% of those participating in the study) and to a lesser degree for Small Island Municipalities (50% of those participating in the study).

Furthermore, as regards these particular Municipalities, 75% had proceeded to specify the actions related to Youth issues, in order to ensure strategy implementation in this field. Large and Medium-sized Island Municipalities appear to be delayed in this, as only 50% of participants in the said category had already specified the actions for Youth.

😊 At the internal organizational level, the relevant organizational arrangements have been made, as approximately half of the Municipalities participating have a Deputy Mayor or Representative or Councillor for the field of Youth (55%) with the small Island Municipalities displaying a smaller percentage (25%), which can be justified in part by the characteristics, capabilities and priorities of these specific Municipalities.

Additionally, one in three Municipalities has a dedicated organizational unit / service, which deals with Youth issues and provides counselling support to youth (31%) and European initiatives for Youth are promoted in two out of three of these dedicated organizational units / services (63%).

What stands out is that none of the 13 Small Mainland and Small Mountainous Municipalities participating in the study has such a corresponding unit.

It is noteworthy, however, that the existence or lack of a dedicated unit / service does not appear to activate actions / good practices to any greater extent.

😞😞 As far as the existence and operation of Local and Municipal Youth Councils goes, conditions appear quite problematic, as only one in ten Municipalities has an active Youth Council, whether Local or Municipal (10%), with the overwhelming majority of Municipalities either not having proceeded with creating them or where already existing Councils have been rendered inactive. It is typical that the Municipal Youth Councils, which are active, have been established only by the Municipalities of Large Cities and the Large Mainland Municipalities and Municipalities of capitals of Regional Units.

😊 Overall, country-wide the percentage of Municipalities stating that they have implemented some action(-s) over the past three years, which is considered to be best practice on Youth issues is relatively high (39%), with the leading ones being mainly Large Mainland Municipalities and Municipalities of capitals of Regional Units (Prefectures) – 38% of participating Municipalities from this particular category.

😊 A large number of actions is recorded by the total number of participating Municipalities (83) with an average of two (2) actions per category / type of Municipalities with the Large Mainland Municipalities and the Municipalities of capitals of Regional Units (Prefectures) yet again leading the way, as they display the largest number of actions, with an average of 2.6 actions.

😊😊 These actions appear to cover almost all the fields of implementation in a balanced manner (Sports, Culture / Arts, Training / Occupation, Social Policy and Volunteering, Public Policy, etc.), while the preferred type of activity appears to be Workshops.

😊😊 The development of collaboration / synergies at a local level and volunteering appear to constitute components of the actions that are being implemented.

😞😞 In general, the existence and operation of Regional and Municipal Youth Councils and Youth Organisations appear to be problematic, which is confirmed by the fact that agencies which are not particularly active in Youth issues have implemented far more relevant actions than Youth Organisations.

Youth Organisations are more active in the fields of Volunteering (83% of Organisations); Culture and Arts (71%); and Sports (63%) and most of their actions concern these sectors.

Those agencies that are not mainly active in Youth issues, besides actions related to the above sectors, chiefly implement actions related to Promoting Health.

Actions for Youth are implemented by collective bodies / partnerships between agencies.

😞😞 The European dimension / connection and action outlook appears weak, which is reflected in two basic components: on the one hand the exceptionally low percentage of funding for the actions / best practices from European funding sources available (13%) and, on the other hand, the equally low participation of Municipalities in European networks for Youth (10%).

The percentage of actions funded by European sources is equally low, both in Youth Organisations (25%) and in agencies that are not active mainly in Youth issues (14%).

😞 In addition to the above, there is limited knowledge of “official” specialised European policies for Youth, as depicted in official documents of the European Union, and poor connection of everyday practice to significant European sources of information, such as the European Youth Portal, the European Youth Forum, as well as participation, both theoretical and practical, in European Initiatives for Youth with the exception of the Erasmus + - Youth. The Source Erasmus + - Youth is, in general, considered to have the greatest uptake by Local Government for implementing European and national policies for Youth, followed by Next Generation EU.

😊 On the contrary, additional information appears to exist as regards the National Policy for Youth, as this is depicted in official documents (see the Strategic Plan for Vocational Education, Training, Lifelong learning and Youth, 2022-2024).

😊😊 Even though (as we have noted herein above) knowledge / use of European initiatives appears reduced, the majority of those asked were positive about the potential degree of implementation of all the individual goals set by the European Strategy for Youth at a local level (Connecting the EU with Youth, Equality of All Genders, Quality Employment and Quality Learning, Mental Health and Wellbeing, etc.), as it is considered that all goals may be implemented “to quite a large and even large extent” on a local level. Additionally, 72% consider that their actions achieve one or more of these goals.

In conclusion, therefore, to the degree we are able to, and always with the reservations stemming from the limitations of a study in all its stages (methodology followed, data collection, result analysis and interpretation), we can observe that Municipalities have incorporated Youth issues organizationally in their operational planning, implement actions – best practices for Youth to a significant extent, are more familiar with national policy, are aware of and make use of European initiatives with extensive long-term presence and increased visibility, such as Erasmus +, while at the same time we can record significant lack of awareness of more recent initiatives / funding formats.

Special mention must be made to the institutional representation of youth at a local level, despite it appearing problematic within the framework of the study as regards the operation of Local / Municipal Youth Councils, there is a growing interest by Municipalities to convene Municipal Youth Councils and the need to establish a relevant legislative framework (EETAA 2022 study) has been expressed which is indicative of Greek Youth’s active citizenship.