









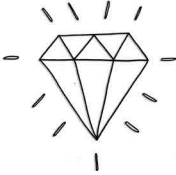

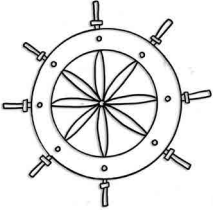

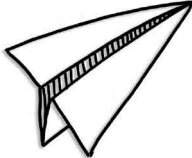
















## THE DRAWINGS IN THIS MANUAL

The drawings were designed specifically for this manual by Matia Losego with the support of its authors. Apart from the graphs and the titles the illustrator organised his work under two main topics: keywords and item for formatting. As an aid to the readers we present here the index of the drawings used.

Keywords	
	Access
	Access to social rights
	Accreditation
	Action
	Activity: Step-by-step description
	Advancement
	Awareness

	<p>Educational activities</p>
	<p>Inclusion</p>
	<p>Integration</p>
	<p>Inter-sectionality</p>
	<p>Migration</p>
	<p>Participation</p>
	<p>Partnership</p>
	<p>Projects</p>

	<p>Social cohesion</p>
	<p>Social rights</p>
	<p>Social rights</p>
	<p>Young refugees</p>
	<p>Questions</p>
	<p>Projects</p>
	<p>Good practices</p>
	<p>List</p>

	<p>Tips</p>
	<p>Checklist</p>
	<p>Youth workers</p>
	<p>Time</p>
	<p>Resources needed</p>
	<p>Group size</p>