

Jusuf Žiga, Lejla Turčilo, Amer Osmić, Sanela Bašić,
Nedžma Džananović Miraščija, Damir Kapidžić, Jelena Brkić Šmigoc

YOUTH STUDY BOSNIA AND HERZEGOVINA

Sarajevo, 2015.

Original title: Studija o mladima u Bosni i Hercegovini
Authors: Jusuf Žiga, Lejla Turčilo, Amer Osmić,
Sanela Bašić, Nedžma Džananović Miraščija,
Damir Kapidžić, Jelena Brkić Šmigoc
Publisher: Friedrich-Ebert-Stiftung (FES)
Kupreška 20
71 000 Sarajevo
Bosnia and Herzegovina
Tel.: +387 (0)33 722 010
E-mail: fes@fes.ba
www.fes.ba
Fakultet političkih nauka Sarajevo
Skenderija 72
71 000 Sarajevo
Bosnia and Herzegovina
Tel.: +387 (0)33 203 562
E-mail: dekanat@fpn.unsa.ba
www.fpn.unsa.ba
Responsible: Judith Illerhues
Šaćir Filandra
Translation: Ida Kuburović-Hodžić
Proofreading: Enita Čustović
DTP: Filip Andronik

CIP - Katalogizacija u publikaciji
Nacionalna i univerzitetska biblioteka
Bosne i Hercegovine, Sarajevo

316.66-053.6(497.6)(047.1)

YOUTH study Bosnia and Herzegovina / Jusuf Žiga
... [et al.] ; [translation Ida Kuburović-Hodžić].
- Sarajevo : Friedrich-Ebert-Stiftung, 2015. - 228
str. : graf. prikazi ; 21 cm

Prijevod djela: Studija o mladima u Bosni i
Hercegovini. - Notes on the authors: str. 222-228

ISBN 978-9958-884-38-2

COBISS.BH-ID 22123782

Attitudes, opinions and conclusions expressed in this publication do not necessarily express attitudes of the Friedrich-Ebert Foundation. The Friedrich-Ebert Foundation does not vouch for the accuracy of the data stated in this publication. Commercial use of all media published by the Friedrich-Ebert-Stiftung (FES) is not permitted without the written consent of the FES.

Jusuf Žiga
Lejla Turčilo
Amer Osmić
Sanela Bašić
Nedžma Džananović Miraščija
Damir Kapidžić
Jelena Brkić Šmigoc

YOUTH STUDY BOSNIA AND HERZEGOVINA



**FRIEDRICH
EBERT** 
STIFTUNG

Sarajevo, 2015.



CONTENTS

FOREWORD	7
EXECUTIVE SUMMARY	9
INTRODUCTION	11
1. Youth in contemporary Bosnian-Herzegovinian society	15
2. Youth study in Bosnia and Herzegovina	28
STUDY RESULTS	32
1. Sociodemographic and socioeconomic status of youth	32
2. Education, employment and youth mobility	50
3. Family and social networks	75
4. Values and social trust	89
5. Leisure, Lifestyle and Risky Behaviours	106
6. Politics, development and democracy	120
7. Bosnia and Herzegovina and the European Union	133
CONCLUDING REMARKS	146
BIBLIOGRAPHY	171
APPENDICES	178
Questionnaire with percentages	178
Notes on the authors	222



FOREWORD

Twenty years since Dayton Peace Agreement, the country still faces economic, social and political challenges. These challenges mostly relate to the difficulty of the society to find a common denominator for political and economic development of the country. In order to understand possible tendencies within the Bosnian-Herzegovinian society, and its capacity to overcome these challenges, one has to take a closer look at the youth - their interests, wishes and attitudes. Youth's attitudes towards certain societal issues and their value orientation may be considered as an early indicator of future prospects of the whole society.

Considering the importance of youth participation in the democratic processes, in particular in new democracies, , the Friedrich-Ebert Foundation decided to conduct several youth studies in the countries of South-East-Europe, following the famous Shell youth studies which have been regularly conducted in Germany since 1953. These studies show that regular research of youth can predict future trends in a country and help respective governments respond properly to societal challenges. So far, the Friedrich-Ebert Foundation has conducted youth studies in Albania, Croatia, Slovenia, Bulgaria, Romania, Macedonia and Kosovo All

implemented surveys follow the same methodology, providing for further comparative analysis of the results across the whole region.

This comprehensive study on youth in Bosnia and Herzegovina was launched in 2014, as a joint project of a well-matched team consisting of the Friedrich–Ebert Foundation, distinguished professors and associates from the Institute for Social Research at the Faculty of Political Sciences University of Sarajevo, and the Research Agency IPSOS Adria.

The Youth Study in Bosnia and Herzegovina was finalized in the beginning of 2015. The study results show that BiH youth are aware of a series of problems that they are faced with at both individual and societal levels. The youth in BiH were fortunate enough to grow up exclusively in a democratic society. However, unfortunately, their growing up and living took place within the framework of unconsolidated, unfinished democracy, characterized by ignorant stance towards the needs of youth. At the same time, young people are also aware of the fact that there is certain potential among them to be the agents of change in the society, since significant number of respondents expressed positive expectations about future progress of the country in the next few years.

This study will undoubtedly serve as a background paper for other publications, actions and policies concerning youth in Bosnia and Herzegovina, with the aim to support the youth to be the agents of change, and to keep positive and optimistic attitude. The results of the study should be especially of concern for the decision-makers in Bosnia and Herzegovina, since the socio-economic and political context established by the decision-makers will affect further actions and status of youth in Bosnia and Herzegovina.

Nermin Kujovic
Research Associate
Friedrich-Ebert Foundation BiH

EXECUTIVE SUMMARY

Many research studies or research projects have been conducted so far, to examine, in one way or another, the position of young people in Bosnia and Herzegovina. The majority of studies covered the topics of youth unemployment, youth education, young people seeking better prospects abroad, juvenile delinquency, etc.

The primary goal of this study titled “Youth Study Bosnia and Herzegovina”, conducted in the second half of 2014, and performed on random samples of 1004 persons over the whole territory of Bosnia and Herzegovina, was to collect the data and analyze *youth attitudes toward their status in society and young people’s perspectives on the changing reality*.

The research project was conducted by a team of seven members where, each team member was an author of one offprint, which was incorporated, with slight format adjustment, in the final text of the chapter titled: *Research results*. Authors of the study and study titles are as follows:

- Mr. sc. Amer Osmić: Socio-demographic and socio-economic status of youth;
- Dr. sc. Sanela Bašić: Youth education, employment and mobility;
- Dr. sc. Jusuf Žiga: Family and social networks;
- Mr. sc. Jelena Brkić Šmigoc: Values and social trust;
- Dr. sc. Lejla Turčilo: Leisure, lifestyle and risky behaviours;
- Dr. sc. Damir Kapidžić: Politics, development and democracy;
- Dr. sc. Nedžma Džananović Miraščija: Bosnia and Herzegovina and the European Union.
- Authors of the Introduction are dr. sci Jusuf Žiga and mr. sc. Amer Osmić.
- Statistical data treatment: mr. sc. Amer Osmić.
- Head of the Research Project: dr. sc. Jusuf Žiga.
- Project Leaders: Faculty of Political Science, University of Sarajevo, and Friedrich Ebert Stiftung (Office in Sarajevo).

Empirical data collection was conducted by IPSOS Agency (BiH). Field research was implemented in a face-to-face modality – using CAPI (*computer assisted personal interviewing*) survey. The structure of the sample was also defined by IPSOS Agency, referring to the census of 1991, a mini-census of 2006, Living Standard Measurement Survey, 2001, Household Budget Survey in Bosnia and Herzegovina, 2007, and Labour Force Survey, 2012, that incorporated data from the CIPS database and BiH Central Election Commission database in 2012.

The research team would like to express its gratitude to the Faculty of Political Science, University in Sarajevo, and Friedrich Ebert Stiftung for putting their trust in the research team and for their support in the project implementation.

Sarajevo, 2015

The research team

INTRODUCTION

"Youth Study Bosnia and Herzegovina" is based on collected empirical indicators on youth attitudes toward their status in the contemporary society, while consulting relevant bibliography. The indicators were established through the study conducted in the second half of 2014 among a representative sample of 1004 adults of both sexes, of which 48,5% women and 51,5% men, in the 15-27 age group, with average age of 21 years. Total sample of respondents was divided into three groups: 15-17 age group (21,5%), 18-22 age group (39%), and 23-27 age group (39,5%). The study involved respondents from all over Bosnia and Herzegovina, with 45,2% respondents from rural settlements, and 54,8% from urban settlements. Such approach provided unquestionable reliability of the collected indicators.

While conceptualizing this study, which corresponds to previously conducted studies in Croatia, and a few other countries, certain specificities related to the status of youth in BiH society have been respected. We should not lose sight of the fact that this is a multilateral society, whose sedimentation has lasted for centuries. In a broader context, BiH society is well known for its openness to different religious and cultural traditions, which have existed for a long time, and are breaking upon

the eye almost at every step. For instance, in Sarajevo, in the range of 200 meters, one is able to see four important sacral buildings, that have stood there for years, and that represent four different religions (Islamic, Orthodox, Catholic and Jewish). Many other cities across BiH share similar cultural background. The recent war, or ethnical homogenization and "acquisition" of certain parts of the territory of Bosnia and Herzegovina by one of its peoples, was an attempt to destroy such multilateral determinant of the contemporary BiH society. These events have exerted a negative impact on the identity of young people in BiH.

Prior to sublimated evaluation of empirically collected indicators, it seems appropriate to accentuate certain general attitudes of hither young people in the modern age, within the broader context, as indicated in the Introductory section of this project.

First of all, unlike organized and developed countries, where youth are treated as countries' most valuable development resource worth investing in, with a view to provide them with desirable living environment, including provision of high-quality education, continuous education, employment and various facilities in private entrepreneurship sector, all the way to addressing the issues of existential importance, such as purchase of apartment, etc., neglected and underdeveloped societies not only ignore and socially marginalize youth, but also reject and abandon them, what comes as irreparable loss to the community. Such is the attitude towards the youth in BiH society. The fact that over 100,000 young people have left Bosnia in the post-war period is one of many examples of disrespect toward youth in Bosnia and Herzegovina. If we take into account that students make up larger majority of persons that left the country, including specialists in various fields, master's and doctoral students, it is needless to underline the extent of loss suffered due to such a 'brain-drain' in small BiH society. With their knowledge and creative potential, these young people nowadays make a positive

contribution to development of another societies and countries, instead of boosting the development of their own country, that, based on all relevant indicators, languishes at the bottom of the scale of underdeveloped countries within Europe, and beyond.

Secondly, young people are, by their nature, very vulnerable social category. Hence, they pose a particular challenge to scientific research, especially in the postmodern, over-temporal living conditions, that redefine former value system and lifestyle, and promote different forms of socialization, which significantly change the role of family, school, peers...Moreover, temporal paradigm change occurs regarding duration of life phases (earlier beginning of adolescence, faster maturity, but also delaying marriage and childbearing from 20s to 30s, and even later years), together with increase in divorce rate, number of illegitimate births, single parents, "de-stigmatization" of heterosexual identities, with changing the character of the relationship between parents and children, etc. In all this, owing to fascinating information technology development, youth are offered various tempting, oftentimes vicious content on the Internet and other audiovisual networks, including content that, if "consumed" too much, can certainly lead to addiction, in particular in case of absence of provision of timely and adequate information on this matter.

It is also known that youth vulnerability is particularly evident in transitional societies, especially if such societies have gone through conflict (war), as is the case with Bosnian – Herzegovinian society. Such societal context contributes to further unstable and frustrating living environment (hereby we refer to the BiH living environment), both in political, economic, social, and any other sense. Therefore, it is no wonder that current situation in the country, which causes depression among youth, was found to lead to 70% of respondents wishing to leave the country.

Briefly stated, this study focused on examining youth attitudes toward their actual status in society, that is, their quality of life, their inability to meet their existential needs, their prospects, motives for going abroad, their value system, identity crisis, and other important issues for youth.

1. Youth in contemporary Bosnian-Herzegovinian society

As mentioned above, contemporary Bosnian-Herzegovinian society, that is Bosnia and Herzegovina as the state, can be classified in the category of countries that disrespect youth in numerous ways in regard to their social status.

Moreover, we should keep in mind that youth, as especially vulnerable social category, pose a particular challenge to scientific research, in the face of obvious, radical shift in the “living philosophy”, that has been on a rising trend due to the forces of globalization. We have witnessed many paradigm shifts, that have characterized youth in the last period, including a temporal dimension of “duration” of life phases (France, 2007). We have also witnessed a change regarding other important issues, such as: social environment, inter family relations and inter-generational relations, youth attitude toward school, peers, and such. All these changes, alongside establishment of a new value system, have resulted in obvious personal identity crisis among youth. When it comes to the “shift in duration of adolescence stage”, it foremost reflects in earlier onset of adolescence stage, as well as in delaying marriage, childbearing, etc.

According to the Global Competitiveness Report released by the World Economic Forum in 2010, “Bosnia and Herzegovina ranked 131 (out of 133) in the category of “brain drain from the country”, that particularly relates to youth specialists in various fields, master’s and doctoral students. According to UNESCO report, “79% of research engineers, 81% of master’s degree holders in science, and 75% of PhD graduates in science” have left the country since 1995.¹ Yet, it is

1 More extensively in: “Burning problems of youth in BiH”, www.asubih.ba/2012/.../goruci-problem-mladih-u-bih, (accessed on 3.7.2014)

important to underline one fact, that has been established in a number of studies, out of which we shall mention two, "PRONY", 2002², and "Motives behind youth leaving Bosnia and Herzegovina", 2000³, still 70% of young people in BiH would "rather live in Bosnia and Herzegovina than abroad, provided equal education conditions and employment opportunities". In fact, youth would like to enjoy equal opportunities provided to their peers in economically stable countries, with legally and politically regulated environment, including high-quality education, security and employment. Their animosity is directed toward current politics and politicians, who are further adding to the crisis in Bosnia and Herzegovina, instead of providing desirable living environment, using hither incontestably feasible comparative advantages of the modern age. In brief, such politics approach generated numerous problems in BiH society, that particularly affect the youth. We hereby focus on analysing the most prominent problems.

First problem is *the problem of unemployment*, which continues to be an alarming issue on a global scale, especially in regard to youth unemployment, to be further discussed in later section of this paper. According to the World Bank data from 2013, the youth unemployment rate in Bosnian-Herzegovinian society has already reached 58%! (Mujanović, 2013). Out of total number of the unemployed, one half was looking for their first job. Findings of the study jointly conducted by the Federal Ministry of Culture and Sports, and Institute for Youth Development KULT, with results presented in January 2014, indicate that youth unemployment rate is even higher, as well as number of young people who are motivated to leave the country. To illustrate,

2 PRONY Project (2002), "Status of youth in BiH", the Government of Sweden and the Federal Ministry of Culture and Sports, Sarajevo. (1.573 persons aged 15-25 were included in the survey).

3 More extensively in: Žiga, Jusuf (2001), "Motives behind youth leaving BiH", Socijaldemokrat, Sarajevo (6-7).

youth unemployment rate in Bosnia and Herzegovina is even “four times higher” than in the EU countries.⁴ Young people are dissatisfied with the education system, as well as opportunities for youth in general.

The problem of unemployment in Bosnia and Herzegovina, amongst others, resulted from defective implementation of economy transition. In other words, not only is existing approach to economic reform far from desirable standard economic reform model; it is rather a model of how reform should not be implemented. It is important to draw attention to inadequate educational content and outdated educational system, in comparison to countries with advanced economies. What is especially worrying is the fact that a number of businesses, including globally-recognised and competitive companies in a market economy, such as “UNIS”, “Energoinvest”, “Famos”, “Šipad”, “Hidrogradnja” etc., were destroyed by privatisation. These companies used to employ hundreds of workers, including young and educated youth. For instance, owing to creative potential of the staff working in research and development centers of “Energoinvest”, this company used to sell patented technology / knowledge to the most advanced technologies in the United States of America, and other developed countries across the world, at that time. Indeed, “Energoinvest” was not the only company on the territory of Bosnia and Herzegovina, that is, on the territory of former Yugoslavia, within which BiH had the status of the federal unit. Unfortunately, representatives of the international community have also contributed to destruction of such prestigious companies, since they have been strongly involved in all events in war and post-war period alike. In fact, their position was that the companies from ex-socialist (agreed upon) economies were not able to operate in market conditions, and that, as such, these companies needed to be fragmented through the privatisation

4 More extensively in: “Youth unemployment in BiH”, www.sigma.ba (accessed on 4.7.2014)

process. In other words, only some segments of these businesses would continue their operation. This was a fundamental error, especially when it comes to local military, wood and textile industries, food production industry, construction industry, and many other production industries. The privatisation trend has resulted in groundless and irreversible losses of hundreds of thousands of jobs. In addition to economic losses caused by past war, this processes furthermore pauperized the local population. These events have exerted negative and frustrating effects on the generations of local young people with no employment opportunity, no opportunity to address existential issues such as meeting the preconditions for marriage or childbearing, etc. The only class that made gains during the privatisation process was a newly-established stratus of oligarchs, who suddenly accumulated enormous wealth. They were allowed to purchase companies at nominal value of emitted securities (vauchers, certificates...), whose actual (market) value ranged below symbolic 5%! . Hence, present-day local tycoons, as well as foreign businessmen, used to legally redeem the securities at very low nominal value. In such way, privatisation led to enormous amounts of social, that is, state capital, being "lawfully" poured into private property, for small nominal amount. In addition, government authorities tolerated nonfulfillment of obligations of the buyers of privatized companies in regard to new investments, as well as in regard to employees' payment, payment of retiring allowance, tax liabilities, and such.

Unlike the EU countries, that, in 2012, allocated eight billion euros to youth employment initiative, Bosnia and Herzegovina allocated total amount of 14 million convertible marks (seven million Euro) of budget funds of the BiH institutions, Republika Srpska, Federation of Bosnia and Herzegovina (including all 10 Cantons), and the Brcko District, in the period 2007-2010, for improving the status of youth. This amount "hardly makes up 0,05% of total budget funds", even though it is directed to support one quarter of the total population of Bosnia and

Herzegovina. More specifically, the budget allocation was “two convertible marks per capita”. Further testimony of the societies’ attitude toward youth is reflected in the fact that “only 10% per cent of the Municipalities across Bosnia and Herzegovina have a municipal official in charge of youth”. Additionally, despite adopted legal framework for youth development and support, only 47% of the local communities (municipalities) have adopted any kind of strategy on youth. Out of adopted strategies, very few are actually being implemented.⁵

With the exception of rather modest subsidized employment program for trainees, there are no incentives for youth employment in Bosnia and Herzegovina, and neither are there incentives for retraining, that is, lifelong education, or relaxation for youth for setting up their own business. Such unconcern of the country about the future of the youth not only forces many young people to leave the country, but also directly contributes to their free-fall into criminal activities, low self-esteem, failure to get involved, self-surrender to depression, and the like. It is true that last year, entity budgets allocated certain token-funding for youth employment incentive. A few hundred employers applied for these funds, and barely one half of them managed to meet the set criteria. These funds were largely directed as subsidies for office space, business registration, development of a business plan, certain types of technical support, and the like.

Secondly, *the content of education curricula* has been a major problem, since it is outdated, and directly hampers the quality of the education system. Even if there was sufficient supply of jobs on the labour market, it is questionable to which extent would knowledge and skills offered in the current educational system meet the requirements of the

5 More extensively in: “Burning problems of youth in BiH”, www.asubih.ba/2012/.../goruci-problemi-mladih-u-bih (accessed on 3.7.2014)

modern labour market, and new technologies. It is devastating that, for instance, every fourth young employee, who has finished high school, works on jobs that are unrelated to the employee's knowledge and skills acquired during formal schooling. Besides, every second young person in the country does not continue his / her education beyond high school, or even beyond lower degree, while every fourth pupil drops out of school, for one reason or another. The number of drop out students is much lower in the developed countries. Current situation in the BiH system of higher education is no better. No less than 27% of students do not finish their studies. It is well known that Bosnia and Herzegovina is at the bottom of the European scale regarding implementation of the higher education reform. This is the result of the "spite" of local politicians, particularly from Republika Srpska, who have been persistently obstructing the establishment of necessary state-level agencies and adequate human resource capacity building. Additionally, despite the fact that strong intellectual resources are essential for high-quality education, Bosnia and Herzegovina allocates a pathetic percentage of 0.1% of its gross domestic product (GDP) to scientific research, in comparison to 2% of GDP on scientific research before the war, and 3% of GDP allocated on science and research within the EU. In that case, it will come as no surprise that Bosnia and Herzegovina has only 0.61 published papers in referential journals per 100.000 citizens, which is three times less than in 1990! It was recently announced that Bosnia and Herzegovina has the lowest score in the region, ranking 81st in the Global Innovation Index rankings 2014, in comparison to ranking 65 in the Global Innovation Index 2013. All the aforementioned trends resulted in the fact that no less than 80% youth in Bosnia and Herzegovina are dissatisfied with the education system in this country. Such practice, consciously or unconsciously, consents to the inevitable, intellectual and professional, that is, scientific and technological colonisation of Bosnia and Herzegovina, and the country's humiliating exclusion and marginalisation from the developed part of the world. Besides, the

country's value system stimulates mediocrity, and, not seldom, lack of aspirations, what proves to be disastrous for any quality societal development. In fact, such approach is characteristic of the neglected and dilapidated societies. If this were not so, BiH society would fight for the top university students, or top achievers in the scientific-research centers, healthcare, culture, sports, etc, instead of abandoning them in the most gallant manner, and forcing them to leave the country. Hence, when it comes to the attitude of the BiH society toward science, it is not only a financial problem, as often presented. The problem goes much beyond the lack of funding. Actually, it is more related to the mind-set, or a way of thinking. Consequently, this society requires a radical shift in perceptions in order to understand that investing in science is no "social cost", mere "expenditure", and the like, as more or less specified in the budget. On the contrary, investing in science is the most precious and the most lucrative social investment. However, singled out "perception shift" toward science and education will never come to pass on its own. We need to fight for it, however hard it may be in the current political and economic environment of Bosnia and Herzegovina. In this sense, local academic community is intolerably inert, since it does not want or can not understand the essence of "market-driven philosophy of living", that does not acknowledge any sentiments, in particular if these do not fit in the actualization of capital interests.

The question, then, arises as to why the country adopted in 2011 *"Strategy for Entrepreneurial Learning in Education Systems in BiH, 2012-2015"*, unless it commits to train young people, and society as a whole, in order to address the issue of youth unemployment? The Strategy envisages incorporating entrepreneurial learning into existing curricula, in line with the European guidelines for reform of educational content. So, it should come as no surprise that Bosnia and Herzegovina toppled down from pre-war middle-developed country to the range of least-developed societies, with high unemployment level and extreme

poverty rate, and other similar indicators. Instead of contributing to social prosperity, current education system generates additional crisis in the country. Not only is the education system outdated, but also ideologically contaminated to the extent that it embeds certain apartheid elements ("two schools under one roof"), discrimination on ethnic and religious grounds, preventing education in the mother tongue, attendance of the so called "national subject group", and the like. Such practice has pernicious effect on multi-ethnic societies, including Bosnian-Herzegovinian society, whose sedimentation as the multi-lateral community has lasted for centuries. Yet, rather than promoting desirable environment for all ethnic groups in Bosnia and Herzegovina, actual political approach in the post-war period has actually been the opposite: claiming of certain parts of the BiH territory by one or the other constituent peoples (for instance, Republika Srpska – only for Serbs; Cantons with Croat majority – only for Croats, and Cantons with Bosniak majority – for Bosniaks), while singular identity implied by citizenship has been stamped out. With the aim of ethnical homogenisation of this region, the country insists on the project of the so called "staying-behind" of displaced persons in their current habitation, what directly impairs multi-ethnic character of the BiH society, as a result of century-long sedimentation.⁶ In brief, "disintegration concept has been introduced in Bosnia and Herzegovina. Past concept of fraternity and unity, or, multi-ethnicity, as historical feature of Bosnian-Herzegovinian society", was subject to various interpretations in the sense of "co-habitation all the way to impossibility of coexistence. Even though multi-ethnicity and multiculturalism of Bosnia and Herzegovina are an advantage, and historical necessity, it may be said that the process of consciousness-raising on this subject matter, as well as internalization of such advantage, are extremely aggravated" (Velagić,

6 More extensively in: Jusuf Žiga (2011), "Limiting factors of the socio-economic development in Bosnia nad Herzegovina", in: Collected papers "Bosnia and Herzegovina – 15th anniversary of the Dayton Peace Agreement", UNSA, Sarajevo, pages 283-288.

2011). Current territorial and political setup is inadequate, forced and externally imposed, all of which has further strengthened the ethno-homogenized positions and particular interests, that also come to the fore in BiH youth's value system. Namely, their value system is being modelled "to large extent following the example of adults." Actually, youth are "captivated by pragmatism, and, instead of critical attitude towards the existing value system of adults, they adopted conformist behaviour, putting themselves under the protection of 'ethnos', thus either totally repressing their particular interests and generational identity, or asserting it only to the extent to which they do not stand apart from 'ethnos'" (Velagić, 2011).

Apart from the abovementioned, it is obvious that the value system within Bosnian-Herzegovinian society is falling in, thus further aggravating the social crisis. Personal responsibility for one's own actions is being repressed. Social environment is created, where people believe that they are allowed to act as they wish, without being held accountable to the society. Particularly worrying is the attitude towards crimes committed during the last war. Instead of condemnation of crimes, and distancing from such heinous crimes, regardless of ethnic or religious affiliation of the war criminals, we often testify not only tolerance toward the war crimes, but also their glorification.

Corruption and bribery are in full swing, as established through results of multiple studies accessible to the public, which emphasize that society ever more snatches at "Al Capone success matrix", which boils down to the fact that the only lucrative business seems to be "ingenious" perpetrating of fraud schemes for achieving one's goals. On the other hand, this implies that diligence, honesty and patience are no guarantee for success. Such ethical plunge, that is, collapse of the societal values, is not only unacceptable, but it also has fatal consequences for any particular society.

In addition to the above mentioned, rather than insisting on quality, ethics, hardworking attitude and accountability, mediocrity and loyalty to actual social centers of power is preferred, as well as silence and tolerance for various forms of humiliation, and the like. One should also take into account that this particular segment of social crisis in Bosnia and Herzegovina will be the most difficult to overcome, since it implies a shift in the value systems of people, as well as a shift in acquired habits, etc.

As regards collected empirical indicators, to be discussed in more detail later in the paper, it appears relevant to emphasize the following points in the introductory section:

Firstly, in regard to socio-economical status of youth, results of the study show that, if we exclude school and university pupils / students, majority of young respondents are unemployed. Most of the respondents live in a local settlement with no more than 2000 inhabitants, in an apartment / house with the access to Internet, as members of a household, with average size of the household being four members (3,82). Concerning the financial cost, monthly expense of households with young family members ranges between 801 and 1100 KM. With regard to education, young persons with three-year (skilled workers) and four-year secondary education make up majority of the unemployed young people, with more unemployed man than women. The study also finds that women opt for studies at higher rate than men ($\chi^2=32,52$). It is interesting to underline that only 1,8 % of the employed completed primary education, 18,2% completed three-year secondary education, while the highest percentage of employed respondents completed four year secondary education (54,5%). Moreover, 25,5% of the employed respondents completed higher education. Concerning the unemployed, every second unemployed young person completed four year secondary education (technical school), 29,4 % of the unemployed

completed three year secondary education, while 6,2% completed only primary education, and 14,3% higher education.

Secondly, collected empirical indicators on family and social networks in Bosnian-Herzegovinian society point to similar processes taking place on a wider, that is, planetary scale, especially in patriarchal communities. Even though "reshaping" of the local family is characterized by ever more prominent instability, dynamics, or, as Bauman would say, "loose relations and delayed obligations", that is, obvious supressing of strong integration and hierarchical relations, that are characteristic of patriarchal communities, family transformation in BiH has still not reached the level of transformation of family relations attributive to developed societies. In fact, natural demographic transition of Bosnian-Herzegovinian society was disrupted by war, and rather excruciating post-conflict situation in the country, all of which led to surprisingly radical and sudden demographic change.

Generally speaking, the institution of family is increasingly "opening" toward numerous social institutions and networks, whose members are "ever more directed at self-creation, development of personal traits, and on the lookout for one's identity" (Giddens, 2003:217), including cohabitation. It is not only a matter of formal-structural changes inside the family, that is, atomisation of traditional family units, and decrease in the average number of family members. It is also a matter of redefining the features of intrafamily relations, to be discussed in more detail later in the study. Furthermore, it is well-known that quality of life in modern society no longer depends only on the family size and structure, or, to say more precisely, on interfamily support and mutual assistance. It also depends on a wide variety of social factors, for instance "social networks", that are ever more accessible for people. The problem lies with the fact that many societies are still disordered and underdeveloped, for which reason transformation of relationships

within the family is excruciating. Bosnian-Herzegovinian society falls within such type of social communities.

On the whole, it is estimated that every second person in Bosnia and Herzegovina was displaced, either internally displaced, or forced into exile abroad. Many households were decimated, or even totally destroyed. Family members became invalids, and numerous households were torn by their members moving out to third countries. Especially alarming is present discouragement from entering into marriage, and, particularly, from childbearing. "Erosion" of certain essential functions of the family is evident, such as socialization function, education and economic function, as well as protection, emotional support and identification. It should also be emphasized that present-day BiH society is still not ready to take over the "family role in caring", including the aspect of socialization of individuals, that is, shaping personality values, as well as taking over economic and social child care. In such a way, a "gap" has been formed, to be filled by some other entity, such as street, peers, media, including different types of internet content, infrequently exerting fatal influence over development of mental characteristics of youth.

Thirdly, when it comes to *leisure and risky behaviour*, it is obvious that young people generally spend their leisure time having fun, surfing the Internet, listening to music, watching movies, while book reading, recreational activities, and such, are on the decrease. On the other hand, youth are ever more susceptible to risk behaviours, such as violence, alcohol and tobacco use, despite the fact that they are generally against alcohol and tobacco use.

Fourthly, regarding *value system*, career success is ranked first, followed by salary, good looks, that is, wearing branded clothing. Still, respondents do not negate certain values of patriarchal societies, such

as marriage and marriage responsibility, their loyalty to a partner, a friend, a colleague, and alike.

Fifthly, concerning *politics, development and democracy*, the evidence shows that BiH youth does not express interest in politics, not only in the sense of active engagement, but also in the sense of their apolitical attitude. They have no confidence in the government, including central institutions of government, and political actors. Their attitude toward democracy is ambivalent, to be discussed in more detail later in this study.

Sixthly, as for the *integration activities of Bosnia and Herzegovina in the European Union*, BiH youth supports the process, while the study shows that level of support for European integration differs depending on the ethnic background of the respondent.

2. Youth study in Bosnia and Herzegovina

The study conducted on the territory of Bosnia and Herzegovina in the second half of 2014 resulted in the publication with a joint project of the Institute for Social Research of the Faculty of Political Science, University of Sarajevo, and Friedrich Ebert Stiftung Foundation (Office in Sarajevo). Data collection was entrusted to IPSOS Agency from Bosnia and Herzegovina among a total sample of 1004 respondents. Field research was implemented in a face-to-face modality – using CAPI (computer assisted personal interviewing) survey. Total structure of the sample was defined by IPSOS Agency, referring to the census of 1991, a mini-census of 2006, Living Standard Measurement Survey, 2001, Household Budget Survey in Bosnia and Herzegovina, 2007, and Labour Force Survey, 2012, as well as CIPS database and BiH Central Election Commission database from 2012.

Three-phase stratification was conducted during selection of the samples for this study, following the next steps: entity based stratification, region based stratification (12 regions), and stratification based on the type of settlement within each region. Selection of households was based on random sampling, using random route sampling technique, and starting off from previously selected initial sampling point. For random sampling of respondents within a household, interviewer used last-birthday method for the household members aged between 15 and 27 years.

SPPS Statistics software package was used for statistical data analysis (statistical package for social sciences). Statistical analysis used for data processing are descriptive and inferential, that is, univariate (response distribution) and bivariate analysis (chi-square test) of collected data. Socio-demographic characteristics such as: gender, age cohort, type of settlement (village, city), socioprofessional status, level of education of respondents and their fathers, were used as a basis for identification

of deviations, or lack of connection among certain types of evidence. It is important to note that the analysis that follows, that is, the chapters of Study Results, examine only such deviations that are statistically important at the level .000. All presented results are represented in a graph, chart, with relative numeration. Graphs and charts represent the results as percentages, while in some cases, results of conducted chi-square test are also presented.

As abovementioned, the study was based on the representative sample of 1004 respondents, comprising of 51,5% men and 48,5% women. Majority of respondents, more precisely 78,4% of them, are major, aged 21.10 years on average, as presented in the following chart.

Chart A. Youth sample structure – gender and age cohort (%)

Gender:	
Male	51,5
Female	48,5
Age: (M=21,10)	
15 – 17 years	21,5
18 – 22 years	38,9
23 - 27 years	39,5

When it comes to a type of settlement in which young people reside, a slightly higher number of respondents stated that they live in the city (54,8%), while 45,2% reported to live in the countryside. Most of the respondents live in a settlement with less than 2000 inhabitants, while 14,1% of respondents reside in a settlement with over 100 000 inhabitants. The following chart shows distribution of response rate by sociodemographic characteristics of the sample, which are of great importance for understanding data interpretation in the subsequent chapters.

Chart B. Youth sample structure in BiH (%)

Region/Canton (FBiH, RS, DB)	
Una-Sana Canton	8,7
Posavina Canton	2,1
Tuzla Canton	13,6
Zenica-Doboj Canton	11,7
Bosnian Podrinje Canton	2,0
Central Bosnia Canton	7,0
Hercegovina-Neretva Canton	6,6
West Herzegovina Canton	3,0
Sarajevo Canton	13,5
Canton 10	1,6
RS North and the Brcko District	20,3
RS East	10,0
Settlement type	
Village	45,2
City	54,8
Settlement size	
Up to 2 000	45,2
2 000 - 5 000	11,5
5 000 - 20 000	9,3
20 000 - 50 000	16,6
50 000 - 100 000	3,3
over 100 000 inhabitants	14,1
Socio-professional status	
Pupil	27,4
Student	24,4
Employed	21,9
Unemployed	25,9

Level of education of respondents	
(In)complete primary school	18,7
Three-year secondary school	13,9
Four-year secondary school	47,4
Baccalaureate degree/graduate studies and beyond	19,9
Father's level of education	
(In)complete primary school	10,5
Three-year secondary school	29,8
Four-year secondary school	49,4
Baccalaureate degree/graduate studies and beyond	10,2

STUDY RESULTS

1. Sociodemographic and socioeconomic status of youth

The average age of respondents that participated in the study that, among others, addresses demographic and economic status of youth in Bosnia and Herzegovina, was 21. Out of the total number of 1004 young respondents (51,5% male respondents, and 48,5% female respondents), 21,5% are aged 15-17, 38,9% are aged 18-22, and 39,5% are aged 23-27. According to the ethnic background of respondents, 56,5% are Bosniaks, 12,4% are Croats, 27,3% Serbs, and 0,5% of Others, while 3,4% of respondents refused to answer this question. Speaking of the settlement type, more respondents live in the city (54,8%) than in the village (45,2%). These findings correspond to the trend of accelerated de-agrarization trend in Bosnian-Herzegovinian society. According to the population census in Bosnia and Herzegovina in 1991, over 60% of BiH inhabitants populated rural areas, while, based on the data available to FAOSTAT⁷, this percentage dropped to 53% in 2008, and in 2013 it

7 FAOSTAT – Food and Agriculture Organization of the United Nations

dropped even further down to 50%. In view of the types of settlements, respondents mainly live in the settlements with up to 2000 inhabitants (45,2%), while 14,1% of respondents live in the cities with more than 100.000 inhabitants, as presented in more detail in the following chart.

Chart 1.1. A size of settlement that youth inhabit (%)

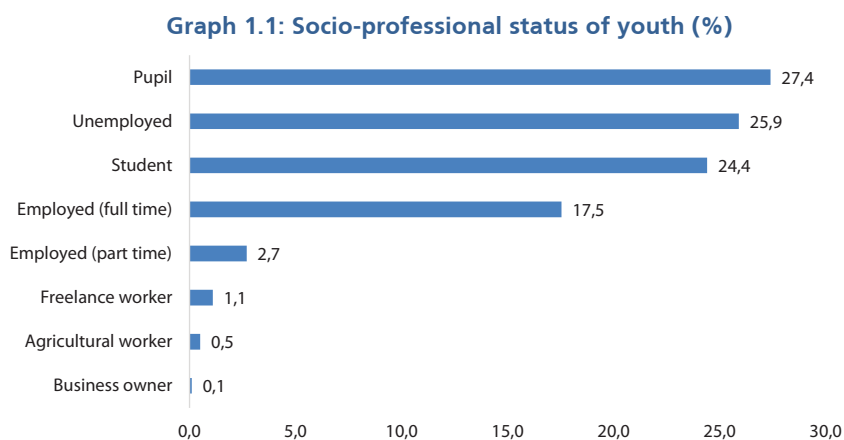
Settlement size	
Up to 2 000	45,2
2 000 - 5 000	11,5
5 000 - 20 000	9,3
20 000 - 50 000	16,6
50 000 - 100 000	3,3
over 100 000 inhabitants	14,1

As regards administrative-geographical distribution of respondents, 69,7% live in the Federation of Bosnia and Herzegovina, while 30,3% come from Republika Srpska. Detailed administrative-territorial distribution is presented in the following chart.

Chart 1.2. A type of settlement that youth inhabit (%)

Region/Canton (FBiH, RS, DB)	
Una-Sana Canton	8,7
Posavina Canton	2,1
Tuzla Canton	13,6
Zenica-Doboj Canton	11,7
Bosnian Podrinje Canton	2,0
Central Bosnia Canton	7,0
Hercegovina-Neretva Canton	6,6
West Herzegovina Canton	3,0
Sarajevo Canton	13,5
Canton 10	1,6
RS North and the Brcko District	20,3
RS East	10,0

It is no privilege to speak about the socio-economic status of youth in the country and in the society with the unemployment rate above 44%, especially taking into account the fact that all relevant statistical data show that every second young person is unemployed. These facts were verified in a study conducted in 2013, which examines youth unemployment in Bosnia and Herzegovina, as well as BiH macro-economic situation. The study notes that, "past several years, during which the economic situation in Bosnia and Herzegovina went from bad to worse, represent a period of slow growth and insufficient job creation. During this period, the youth unemployment rate, which had already been high, was on a steady increase year after year". (Mujanović, 2013:14). Based on the aforementioned study, as well as Labour Force Survey from 2012, "youth unemployment rate in Bosnia and Herzegovina is the highest rate of youth unemployment in Europe (54,3%). The unemployment rate increased on average by 3.9% between 2009 and 2012, while youth unemployment rate in the same period increased by 14,4% (Mujanović, 2013:18). The study conducted in 2014 attests to the alarming statistics, and negative trends. The next graph shows socio-professional status of youth in contemporary Bosnian-Herzegovinian society.



It is evident from the graph that pupils make up largest group in our study (27,4%), followed by slightly lower percentage of youth who characterized their socio-professional status as unemployed. It is true that term "unemployment", as one of more recent terms in sociology, is rather difficult to define. Lexicon of sociology terms defines an unemployed person as "a person who attained a certain age, and finds himself / herself in one of the following situations: a) a person has worked and is fit for work, but his / her employment contract has expired or has been temporarily interrupted, but the person wishes to work and looks for employment for profit, b) a person is fit for work, but he / she has not worked before in his / her profession as a paid employee; c) a person without employment that is fit for work, d) a person that is temporarily or permanently laid off without pay" (Lavić, 2014:503). It is also a fact that nominal unemployment rate, that has been on the constant increase since 2008, and that amounted to 44% in 2013, was directly related to youth unemployment. According to relevant data compiled by the Agency for Statistics of Bosnia and Herzegovina, two out of three young persons aged 15-24 are unemployed. Certainly, these statistics were one of the causes of certain social anomalies, obstacles to starting off family as well as reason for young people leaving the country, or, as Đozić and Žiga put it, "an unemployed person loses income, while a society with high unemployment rate faces economic stagnation, further resulting in dissatisfaction of the unemployed, and reduction in overall purchasing power of the population, all of which leads the society to stagnation and recession" (Žiga and Đozić, 2013:227). Analysis of interdependence between socioeconomic status of youth and their education level ($\chi^2=617,14$) identified that largest percentage of unemployed youth had been those with three year or four year secondary school. In addition, many respondents have still not completed secondary or tertiary education, and, as such, do not fall within the category of the unemployed, as depicted in the following chart. The study finds higher percentage

of men unemployed than women. Moreover, the study has found that women opt for studies at higher rate than men ($\chi^2= 32,52$).

Chart 1.3: Socio-professional status of youth with regard to their education level

Education level	Socio-professional status of youth			
	Pupil	Student	Employed	Unemployed
	$\chi^2= 617,14; df=12; p=.000$			
Primary school	60,7	-	1,8	6,2
Three-year secondary (vocational) school	8,4	0,4	18,2	29,2
Four-year secondary school	30,2	57,6	54,5	50,4
College and higher	0,8	42,0	25,5	14,3

If we observe respondents who are fit for work, and are not in education, we realize that there are only 1,8 % of employed respondents with completed primary education, while the percentage of employed respondents with completed three year secondary education is 18,2%. The highest percentage of employed respondents completed four-year secondary education (54,5%), while 25,5% of employed respondents completed higher education and beyond. According to the conducted study on the status of young people and youth sector in Bosnia and Herzegovina, young people are most frequently employed in the sectors of trade and catering, since each third young person is employed in one of the two sectors. There is equal number of the unemployed in both age cohorts (18-22, and 23 – 27), while the highest number of employed respondents fall within the 23-27 age cohort. While observing “the unemployed” by qualifications, it is evident that every second unemployed person completed four-year secondary education, while 29,4% of the unemployed completed three-year secondary education. 6,2% of the unemployed completed only primary education, while 14,3% of respondents, who are registered with the employment

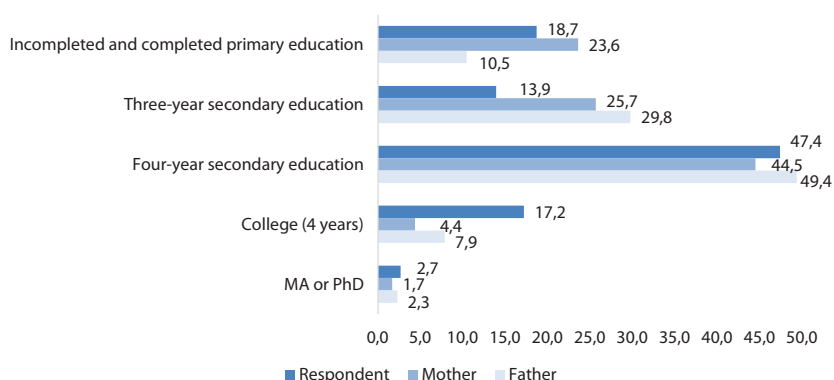
bureaus in Bosnia and Herzegovina, completed some form of higher education and beyond.

Chart 1.4: Socio-professional status of youth with regard to their age (%)

Age	Socio-professional status of youth			
	Pupil	Student	Employed	Unemployed
	$\chi^2=759,79$; $df=6$; $p=.000$			
15 – 17	75,6	-	1,4	1,5
18 – 22	23,3	61,6	25,0	46,2
23 – 27	1,1	38,4	73,6	52,6

When it comes to the level of education of the target population, that is, young people, it is self-explanatory that large number of respondents completed below-college level of education, since many respondents are still in education, that is, enrolled in secondary school or faculties, as presented in the following graph (in which respondent's level of education was compared to the education level of respondent's father and mother).

Graph 1.2: Education level of respondents and their parents (%)



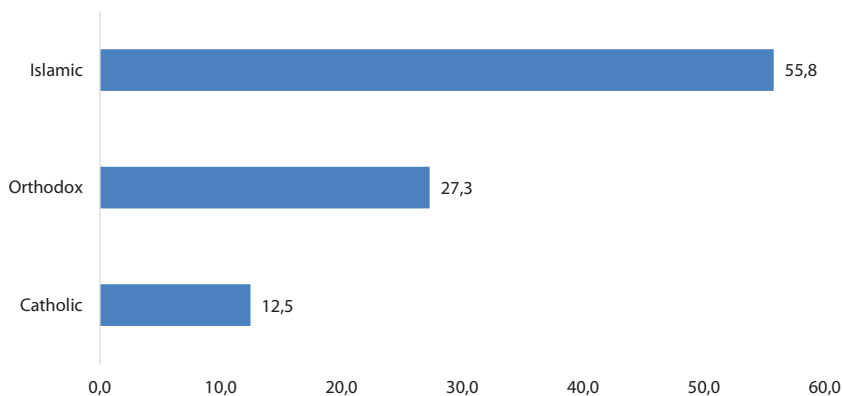
In general, "education is defined as the process of raising (young people); education is systematic training, education and coaching of youth in preparation of their life career; it is a culture or development of skills, as well as character formation (Koković, 2009). As regards educational level, it is evident that every second young respondent in this study completed four-year secondary education, while, in majority of cases, their parents attained the same level of education. The greatest disparity between parents' and young people's level of education is evident in regard to three-year secondary education, where twice as many parents attained this level of education, compared to their parents. On average, every fourth parent of the respondents attained three-year secondary education. This can be explained by the fact that, in a BiH transition society, it is currently really difficult to find a job with completed secondary school, especially with three-year secondary school, but this was not the case with their parents. Almost every fifth respondent of this study completed university degree, while percentage of parents who hold a university degree is much lower compared to the children. According to Mujanović, one of the reasons for "high" percentage of youth who decide to enter university, or pursue education, is uncertainty/inability to find a job after completing secondary education, and in order to avoid the general apathy (Mujanović, 2013: 32). Furthermore, it is important to underline that, based on the profile of a youth-based sample, increase in number of highly educated youth may be expected, for reason that many of the respondents are still university students.

Religion, as one of the most vulnerable segments of human life, may be viewed from different perspectives, hence leaving room for different opinions, at times caused by generational gap, and at times by certain, more or less natural factors, argue Levičnik i Krljaš.⁸ Out of

8 Source: http://www.diskursi.com/uploads/2011/10/1_pdfsam_248_pdfsam_001_CASOPIS+DISKURSI.pdf

total number of young people who participated in the survey, 95,6% of respondents stated that they had belonged to a certain religion. Majority of respondents declared themselves as Muslims (55,8%), followed by Orthodox (27,3%), and Catholics (12,5%). 1,8% declared themselves as atheists or with no religious affiliation, while 2,6% of respondents did not provide an answer. Only one respondent who participated in the survey declared himself Jewish by religion. As per 1991 census, over 90% of total population in Bosnia and Herzegovina (90,8 %, according to Abazović, 2008) expressed affiliation with certain religion. Moreover, other studies conducted in the last years in Bosnia and Herzegovina, as argued by Dušanić (2007), indicate that high number of people are religious, even 70%, strongly believe in the existence of God, 84,3%, attend religious services above the average - 61,5% of youth declared to attend religious service regularly or occasionally, while the studies indicate that young respondents are more religious than older ones.

Graph 1.3: Religious affiliation of youth in BiH (%)



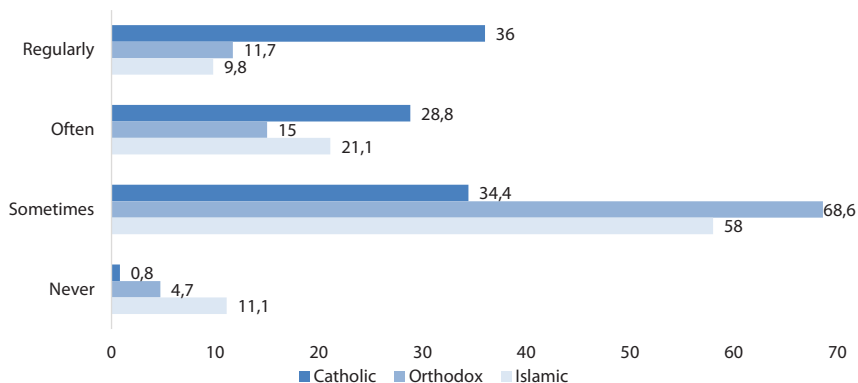
This study examines religiousness through two dimensions of religiousness – *religious beliefs* and *religious practice*. 93,6% of respondents expressed belief in the existence of God, what shows that certain number of respondents – that is, those who *did not respond* to the question on

religious affiliation, or those who have "*no religious affiliation*", still stated that they believe "in the existence of God". Degree of belief in some other religious paths is quite reduced in regard to religious dogma in question. Namely, 86,5% of youth believe in "existence of heaven and hell", 90,2% believe that "God created the world", while 86,4% of youth believe in "God as a source of moral regulations and duties". These results indicate that certain number of youth expresses religious affiliation as high belief in the existence of God, but not as some other theological belief.

Religious practice of youth is examined through certain religious services, including: attendance at house of worship, the frequency of prayer, celebration of religious holidays, and going to a place of pilgrimage. One third of young respondents (33%) attend religious ceremony in the house of worship regularly or frequently, while over one half of the respondents do so occasionally (56,3%). If all aforementioned responses are summed up (regularly, frequently, occasionally), as presented in the UNDP study, there is evidence of an increase in number of youth attending religious services, in comparison to 2003 - 61,5% (UNDP, 2003), that is, 89,3% (Dušanić, 2007). 44,3% of youth regularly and frequently prays, while 88,1% celebrates religious holidays (over two-thirds of youth regularly celebrate religious holidays - 72,6%). Nonetheless, in case percentage of religious practice seems high, it is important to emphasize that this percentage mostly relates to average frequency of exercising religious practice (response "sometimes"), while one half of respondents (between 40-50%) sometimes prays or visits a house of worship for prayer. Besides celebration of religious holidays, the intensity of religious practice, in general, is at the average level.

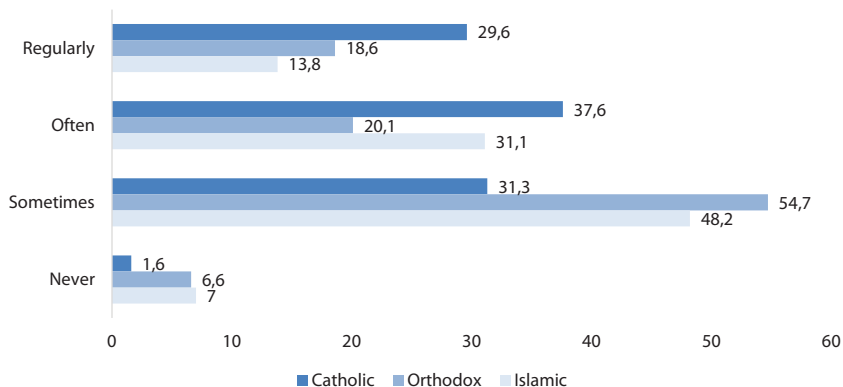
There are significant differences in religious practice between youth of different religious affiliations. Graph 1.4. presents how often young people of various religions go to a house of workshop for religious service.

Graph 1.4: Frequency of religious service attendance in regard to religious affiliation of youth (%)



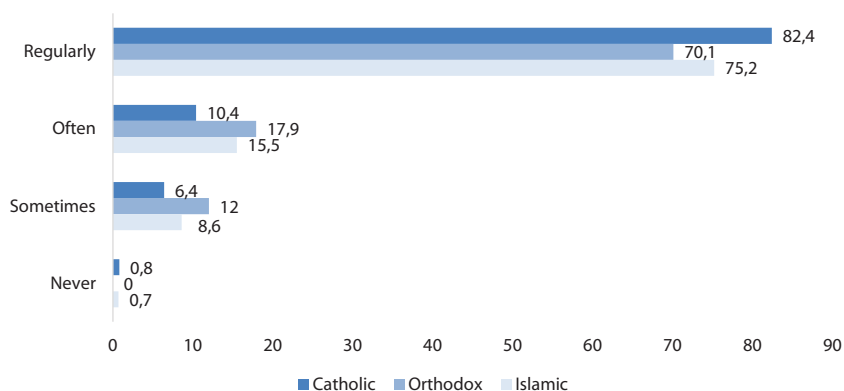
Even though the largest percentage of youth regularly attend religious service (36%), regularly prays (29,6%) and celebrates religious holidays (82,6%), the study has found significant differences in average value in regard to practicing religion among youth. Namely, youth affiliated to Orthodox religion significantly differ to youth of other two religious affiliations in regard to the frequency of church attendance ($\chi^2=96,37$), and practicing prayer ($\chi^2=41,85$).

Graph 1.5: Frequency of prayer in regard to religious affiliation of youth (%)



Although this study did not include detailed analysis of religiousness, as a way to learn about personal allegiance of youth to religion, based on the above presented results, that is, above-average percentage of youth who stated to believe in theological doctrines, and above-average percentage of youth who practice their religion, we may presume that young people are mostly “*confident*” or “*ordinary believers*”, as Cvitković (2004) puts it. Some of the features of “*convinced believers*” are, for instance, *the importance of religious beliefs in life, notable participation in the life of a religious community*, while “*ordinary believers*” mostly ground their religiousness on traditional experience of religion, as passed on through the family. The study on religiousness of Muslims across BiH by Abazović (2008) led to similar results. Since religious identity mostly depends on the socialization factors and is transmitted across generations, results established through the study were to be expected.

Graph 1.6: Frequency of celebration of religious holidays in regard to religious affiliation of youth (%)

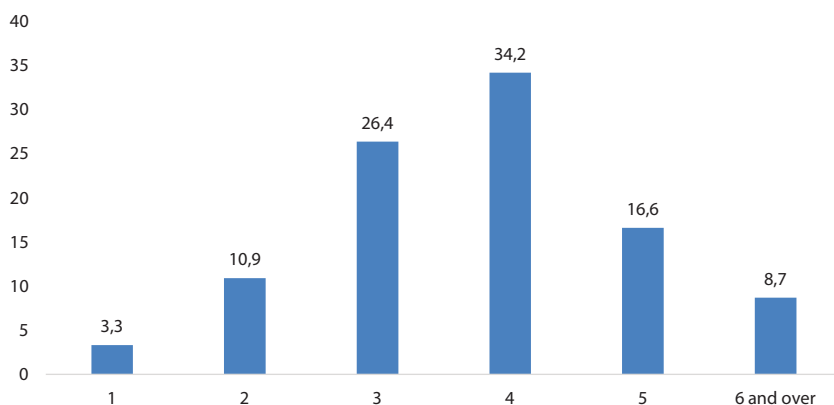


According to the above-mentioned, we can conclude that youth are quite religious, and that religiousness is one of important features of their identity. Since a large number of studies demonstrate that religiousness exerts significant impact on individual’s attitudes and behaviors

(Hood et al, 1996; Pergament, 1997; Koenig, 1998; Argyle, 2000; by Dušanić, 2007), there is a need to substantively consider this aspect of youth identity while preparing any serious activity or research related to youth. Along these lines, Lavičnik and Krljaš note that, "religion is a phenomenon that involves cognitive, emotional and action sphere of human activity. As such, religion is inevitably intertwined with all that makes us who we are. Religion is a part of the everyday life. It is not limited to certain religious community, and it changes along with the personality affiliated to religion" (Lavičnik and Krljaš, 2011:249-254).

According to the preliminary results of the census of Population, Households and Dwellings in Bosnia and Herzegovina in 2013, total number of enumerated households is 1.163.387, with average household in Bosnia and Herzegovina consisting of 3,26 members (BiH Agency for statistics, 2013a).

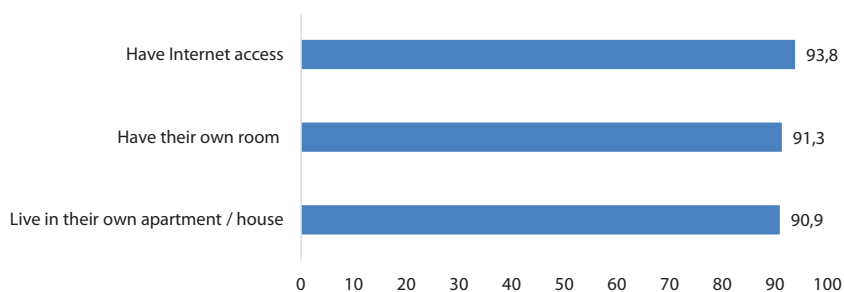
Graph 1.7: Number of young members of the household (%)



According to the data collected for the purpose of this study from a representative sample of youth aged 15-27, the average number of household members is 3,82. As presented in the *Graph 1.7*, majority of young persons live in the households with three or four members, that

is, every second young person lives in such a household. Only 3,3% of respondents live alone, while 8,7% live in the households with six or more members. Very interesting is the fact that householders with four members and over are much more prevalent in the rural areas, while households with lower number of members are much more represented in the urban centers. One of important determinants of the social status of youth is their place of residence, that largely affects the quality of their lifestyle. The following graph shows social status through the prism of one's own⁹ house / apartment, room and the Internet connection (the Internet connection is marked as very important factor in measuring overall life satisfaction and life quality).

Graph 1.8: Percentage of youth who live in their own apartment / house, have their own room and the access to Internet (%)

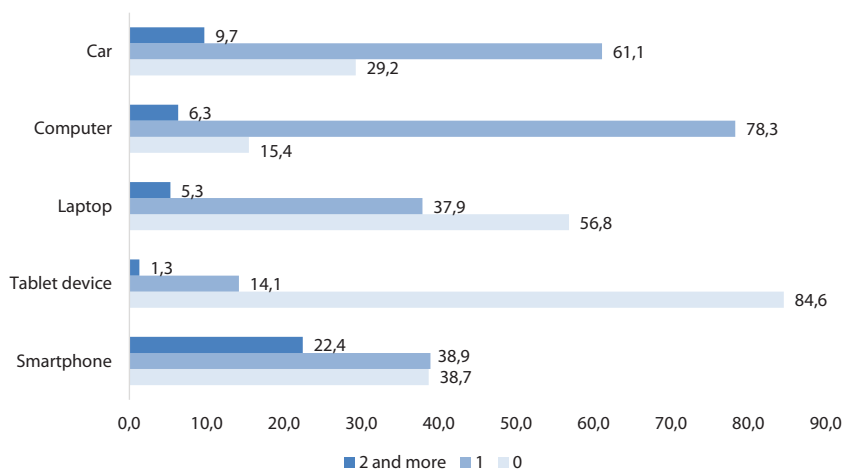


Graph 1.8. shows that 90,9% of respondents live in their own apartment or house, while almost identical percentage of respondents (91,3%) state that they have their own room in a household, with the average number of household members being 3,43. The largest percentage of respondents live in apartments with three rooms (27,7%), followed by two rooms (22%), while 18,2% of respondents live in an apartment or a house with five and more rooms. 17% respondents live

⁹ A term 'one's own house / apartment' implies a house or an apartment in which a respondent lives alone or together with parents / caretakers

in an apartment or a house with four rooms and over, while only 4,5% respondents live in a one-room apartment. The most dominant data in the Graph 1.8 is certainly the fact that 93,8% of respondents, that is, 9 out of 10 young respondents, have the access to Internet at home. This data can be connected with elements of economic status, and level of equipment in the households populated by youth. When we talk about the household equipment level, young people on average have one computer, every second respondent has one laptop, while somewhat over 15% of respondents have minimum one tablet computer. Majority of young respondents have a smartphone (61,3%), while over 70% or over three quarters of respondents (I) have at least one car per household. The following graph shows in detail the economic status and level of household equipment.

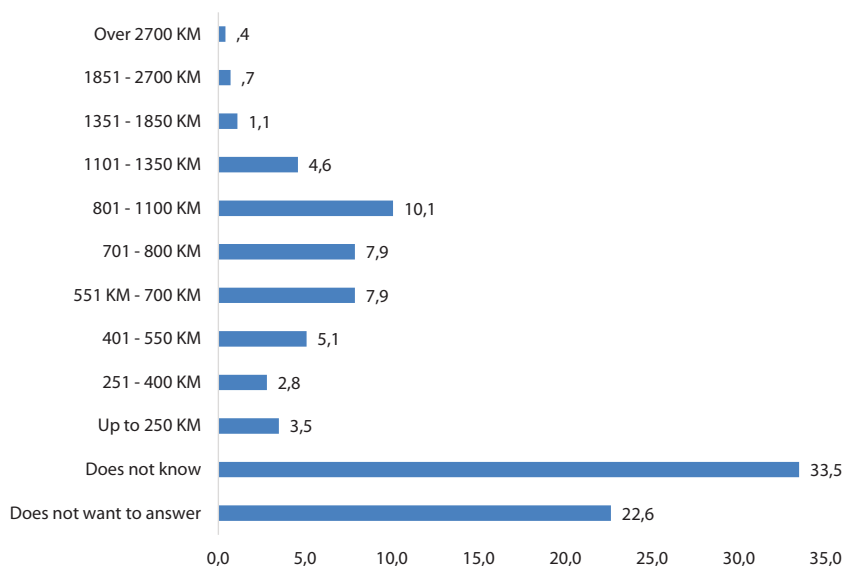
Graph 1.9: Equipment in a household inhabited by youth (%)



It is evident from the graph above that almost every fifth household is equipped with more than one smartphone, what makes sense vis-à-vis the pace of development and expansion of new technology. Development of information technologies will, over the next years, certainly

lead to enormous decrease in a number of households without at least one mentioned appliance, although a percentage of such households is quite negligible in this survey. Statistically important differences are evident in the education level of respondents ($\chi^2=68,66$), since laptop is more often owned by young people with university degree and higher, than by youth who attained lower educational level. Furthermore, statistical analysis points to strong correlation ($\chi^2=26,08$) between a type of residence and ownership of a personal portable computer. In other words, there is higher number of respondents from urban settlements who have a laptop, compared to respondents from rural settlements. It is interesting to note that 29,3% households with youth do not own a car, while 9,7%, that is, every tenth household with youth, owns two or more cars. Depiction of the economic status of the youth households requires, among other elements, knowledge on average monthly expenditure of households in Bosnia and Herzegovina, as presented in the following graph.

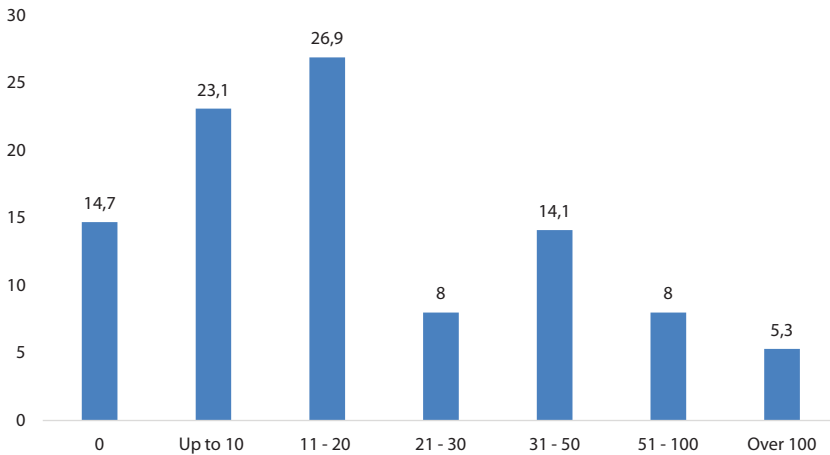
Graph 1.10: Average monthly expenditure of a youth household (%)



Analysis of the data presented in *Chart 1.10* shows that over one half of respondents is not familiar with average monthly expenditure of their household (33,5%), or do not want to answer (22,6%). It is a disturbing fact that almost 20% of respondents, that is, almost every fifth household, lives on the edge of poverty, what corresponds to the thesis of economic analysts that every fifth citizen in Bosnia and Herzegovina lives off three convertible marks per day. At the same time, 10,1% of households inhabited by youth have monthly expenditure between 801 and 1100 KM, while only 6,8% respondents live in the households with monthly expenditure higher than 1101 KM. For the purpose of further analysis and comparison of average monthly expenditures with other socio-demographic features, modalities on average monthly expenditure are summarized in three categories (up to 700 KM, 701 – 1100 KM, and 1101 KM and beyond). The study also took into account the modalities of dismissed responses by youth who did not know a response to the posed question. One of the statistically important study results is the fact that youth whose fathers completed only primary education ($\chi^2=87,08$) had the lowest household expenditure. This is the only statistically important difference identified, which leads to a conclusion that poverty issue is exceptionally represented almost in contemporary Bosnian-Herzegovinian society (11,4% of households have monthly expenditure up to 550 KM).

One of the indicators to measure educational background and social status of a family, that is, *objective cultural capital*, is knowledge on a number of books in the household in which resides a young person.

Graph 1.11: Number of books in a household inhabited by a respondent (%)



Using the chi-square test, we notice the following statistically significant differences among the youth. Women ($\chi^2=27,94$) and respondents who attained higher educational level ($\chi^2=71,17$) have more books than men. It is important to emphasize that over one half of respondents are not familiar with a number of books in their family, or did not answer this question (52,6% in total). The most dominant percentage of youth have 11 – 20 books (26,9%), while only 5,3% of respondents have over 100 books (including young persons with university degree, and females aged 23 to 27). High percentage of respondents, that is 14,7%, stated that they had not had a single book in their household. These results, alongside other research studies, indicate that BiH youth reads very little". Živković argues that "people are more interested in watching telenovelas, while youth are more interested in the Internet. Some young respondents do not have money for books, while others justify their low engagement in reading due to time-scarcity. For that matter, love of books is a cherished family tradition, to be continued through schooling, in social environment that recognizes books as true spiritual value" (Živković, 2012).

All analyzed factors that affect socio-economic status of youth in Bosnia and Herzegovina may be summarized in the following findings: An average young person in Bosnia and Herzegovina is 21 year old, and lives in a settlement / village with no more than 2000 inhabitants. Unless a young person is a secondary school pupil or a university student, he / she is most frequently unemployed. He / she lives in a household with four members on average (3,82), with his / her own room in an apartment / house, and the Internet connection. Young persons in Bosnia and Herzegovina have on average one computer, one car and one smartphone device in a household where they reside, while large majority does not own a tablet computer, or a portable computer. Young persons live in a household with average monthly expenditure amounting to 801 – 1100 KM, and they have approximately 11-20 books in the household.

2. Education, employment and youth mobility

From the perspective of sociological theories, there are four dominant approaches, that is, theoretical paradigms for conceptualization of youth. First model – *the life-cycle model* – is being developed through social imagination, that is, “discovery” of childhood, followed by adolescence, youth, adulthood, and old age, as gradient developmental stages in human development. Understanding the life cycle as “institutionalized sequence of events, positions and roles that shape individual progress through time and space” (Buchman, 1989:43), life-cycle studies mostly focus on the analysis of ways in which changes in the social structure affect the life course of different age groups, or they observe the impact of social changes on the social position of certain cohorts at different stages of their life cycle. Furthermore, discovery of each new period of life is consistent with cultural definitions of biopsychosocial needs, competencies, behaviours and developmental challenges that are considered characteristic of particular age group (Segelan, 2009; Rudinesko, 2012).

Starting from the fact that the age is one of key elements of social differentiation, young people are observed within the second dominant approach through prism of specific age, and *generational affiliation*. This approach is, for instance, typical for Mannheim (1972 and 2009), who points out that age cohorts tend to experience the same historical changes in similar life periods. For this reason, certain society members may develop predisposition towards perceiving themselves through “generational” prism. Discourses on “*lost generation*”, or “*baby boom generation*”, or present “*X,Y*”, that is, “*Z-generation*”, contributed to the popularization of the generation approach.

Transition model accentuates particularities of the youth intermediate period, as key bridging over in the process of transition from

childhood to adulthood. Transition model puts the main focus on plural and flexible models and pathways young people follow during their education, work, and pathways out of a parental home. Numerous studies examine youth through this prism. One of the influential advocates of this approach is Ulrich Beck (2001).

Fourth youth conceptualization paradigm emphasizes importance of certain *key moments* in the life of youth, whereby authors use different terms to refer to these moments as "*turning points*" (Mandelbaum, 1973), "*critical moments*" (Thomson et al., 2002) or "*combination of events*" (Johnson and Hanks, 2002). Analytical suitability of the "*combination of key events*" model as a instrument for considering and analyzing youth issues in Bosnian-Herzegovinian society stems from the fact that this model sheds light on the importance of key events in human biographies, and puts emphasis on the contingent interaction of various social structures in a particular, post-conflict and transitional context, whereat education and employment emerge as two key research loci. This is so for reason that, on the one hand, education and employment play a crucial role in the youth biographies, while, on the other hand, these two elements emerge as two key mechanisms for incorporating youth into a social community.

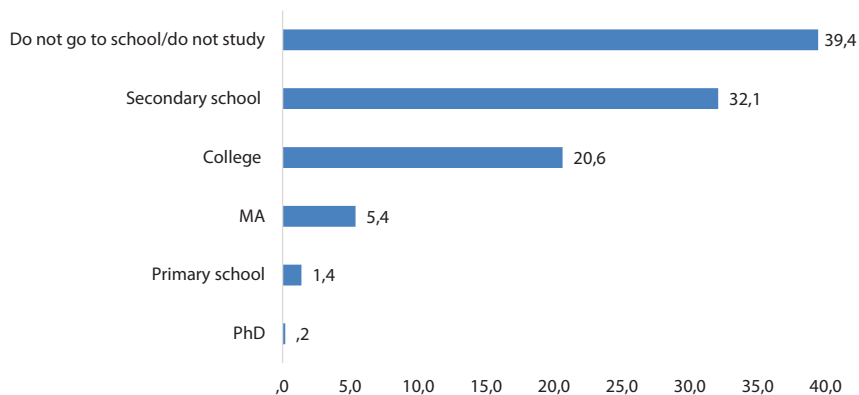
What accounts for substantial importance of education (and employment) for young persons? The answer to this question is twofold, since we may appreciate the importance of education from the individual and social perspective alike. Both of these levels of analysis converge in the human resources theory, that basically underlines that education enhances human capital, and that this increase reflects on individual and social level alike. Namely, a large body of literature today ties education with positive individual and social outcomes. Hence, for example, empirical research in the developed countries shows that scaling up of the education level contributes to economic growth and social

prosperity (Becker and Tomes, 1986; Canton, 2007; Esping-Anderson, 2009). On the other hand, higher individual education level is considered as predictor of higher income, increased employability and greater job security (Biblarz and Raftery, 1999; Card, 1999; Gregg and Machin, 2001; Carneiro and Heckman, 2003; Breen, 2004; Esping-Anderson, 2009). Therefore, education arises as a key determinant of individual's position on the labour market, owing to the fact that formal education level, as an indicator of one's knowledge, skills, and competencies, determines one's employability. Consequently, it is self-explanatory that statistics on educational attainment are the most relevant indicator of the level of skills and competencies of the workforce in a given society. Despite popular public opinion on educational superiority of the Bosnian and Herzegovinian citizens, data collected through the Labour Force Survey indicate that general level of qualification of the labour force in BiH, measured by the education level, is rather unsatisfactory: over 90% of the working-age population attained primary school (41,7%) or secondary school (48,6%), while every tenth working-age person attained university degree (BHAS, 2013b:31). Limited and insufficient human resources are most evidently reflected in low labour market performance: in 2013, general activity rate amounted to 43,6%, employment rate was 31,6%, and unemployment rate was 27,5% (BHAS, 2013b). These parameters make up a broader context in which we can situate empirical data on the status of youth in *the sphere of education, work, employment and mobility*.

Description and analysis of the indicators outlined in this section begins with a question on the current involvement in the education process. According to the available indicators, more than one third of respondents, or 39,4% of youth, are not involved in the education process. Within the population of respondents who are still being educated (59,7%), the highest percentage of respondents attend secondary school (32,1%) followed by youth enrolled in university (20,6%).

Bearing in mind previously elaborated deficiencies of the human capital, data that shows that one fifth of young persons are enrolled in higher education institutions may, under certain circumstances, be considered as developmental potential in the future. Post-war changes in the system of education, alongside “Europeanisation” of the higher education system in the light of the Bologna process, contributed to the process of democratization of the access to higher education in Bosnia and Herzegovina. Namely, as repeatedly stated, since 1999 onward, development of a *knowledge society* has been the main driver of fundamental changes in the system of higher education in Europe. Among other things, it has been so through expansion of the access to university education at different levels. With a certain degree of critical attitude towards Bologna model as the model of development of the knowledge society, so vividly articulated by Konrad Paul Liessman (2008), it is possible to express an assumption that apart from afore described positive trend in relation to enrollment in university, and taking into account marginal percentage of youth educated within second (5,4%) and third (0,2%) education cycle, development of Liessman’s semi-educated society will remain an unattainable ideal.

Chart 2.1: Involvement in the education process (%)



Educational success may also be interpreted in terms of contribution to the human capital. Hence, respondents were asked to report on individual success in mastering the teaching / study material, in the most recent school year. Individual success was measured by grade point average. If we take into account general success rate of pupils / students as objective indicator of the success level in mastering knowledge, and developing skills and competencies in the learning process, a map that illustrates quality of young people in Bosnia and Herzegovina would look as follows: 40,7% of respondents attained average grades, 30,6% of respondents above-average grades, while 12% of youth attained satisfactory grades. There is almost negligible percentage of respondents who failed (2%).

Contemporary approach to explaining the variance in educational attainment takes into account complex interaction of three-level factors, as follows: the first level consists of personality traits (such as intelligence and multi-factor personality dimensions), the second level consists of family milieu (education of parents / guardians, importance given to education, and parental capacities (financial and other) to stimulate learning with children), while the third level combines factors at the level of school environment, such as relationship with teachers, integration into a school community, etc. (Herrnstein and Murray, 1994; Jensen, 1998; Furnham et al., 2003; Matešić, 2003). Although this study was not directed at establishing relationships between different variables and educational attainment of pupils / students, in an indirect manner one may link possible achievement in school to certain examined parameters, such as daily amount of time allocated for learning, motivation to attend school / college, the level of stress experienced by pupils / students in the education system, and use of private tutoring in order to achieve desired education-related outcomes.

When it comes to time spent in learning, it is evident that young people in Bosnia and Herzegovina dedicate significant portion of their

time to learning: two thirds of respondents spend up to three hours in learning. More specifically, 25,9% of respondents spend 1-2 hours in learning, while 24% respondents spend 2-3 hours in learning, and 18,4% respondents up to 1 hour. 20,9% of respondents spend 3-4 hours daily on average, or more, in learning. The study results point to statistically important difference in number of hours spent in learning among youth in regard to the type of settlement ($\chi^2=22,46$), age ($\chi^2=65,45$) and education level ($\chi^2=71,38$). Based on collected data, three patterns of youth attitude towards learning may be derived, as follows: young persons aged 15-17, who live in rural areas, and completed / did not complete secondary education, spend between 1-2 hours per day in learning; young people, aged 23-27, and young people attending university, who live in urban areas, study between 2-3 hours per day, while young people aged 18-22, who live in the urban areas, and young people currently enrolled in university, spend 3-4 hours per day studying. Profile of young people who spend over 4 hours in learning is identical to the profile of young people who spend 2-3 hours per day learning.

Data on the extent to which pupils/students gladly attend, that is, do not attend gladly school / college may be an indicator that measures their motivation to learn. Data collected in the survey indicate that more than one half of youth gladly (39,4%) or very gladly (15,9%) attend school or college, while the level of motivation for school attendance fluctuates with one third of the respondents (32,9% respondents circled *sometimes gladly – sometimes unwillingly* response). Only 5% of youth are reluctant or very reluctant (2%) to attend school, that is, college. Statistically significant results were identified in regard to interrelation between motivation for school attendance and status ($\chi^2=136.55$), and education level of respondents ($\chi^2=56.42$). Obviously, employed young people and students are the most motivated to attend school, while the least motivated ones are pupils who attend secondary school.

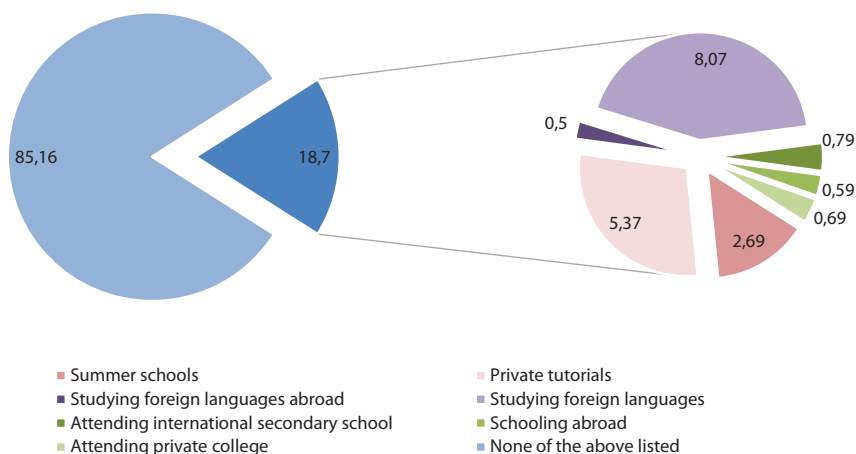
The respondents reported on extremely high perception of the stress level in the schooling process: majority of respondents experience daily life in an educational institution as more-or-less stressful (68,3%), whereat 39,9% respondents assess their daily life in school / college somewhat arduous and stressful, 19,5% respondents as arduous and stressful, while 8,8% respondents state that their daily life in school / college is very arduous and stressful. Furthermore, only one fourth of young respondents do not tie the education process with stress (20,7% respondents experience their attendance at school easy and not particularly stressful, while 7% respondents experience their school attendance very easy and stress-free). Stress levels vary in relation to the type of settlement ($\chi^2=24,36$), status ($\chi^2=105,62$) and education of respondents ($\chi^2=55,41$). In this way, young people who live in urban areas, pupils and students, and youth with completed three-year secondary school, more often perceive daily life in school as extremely arduous and stressful, while youth who reside in the rural areas, pupils and youth with incomplete primary school, assess their school life easy and stress-free.

In regard to utilization of additional, private tutorials, empirical findings point to almost negligible percentage of youth who resort to private tutorials as additional support in mastering the curriculum content, or expanding their knowledge. So, absolute majority of respondents (85,8%) did not use private tutorials during the previous school year. Out of those who seek private tutorials, the highest percentage of respondents took private tutorials in natural sciences (9,5%) or foreign languages (3,5%), and, to lesser extent, in social / humanistic sciences (1%) and arts (0,2%).

The next question examines the scope of parental investment in acquisition of additional knowledge and skills of youth, with the aim to maximize education success and / or increase youth employability. Within the cohort of young people whose parents support such activities, parental support was largely directed to respondent's mastering of

foreign languages (8,1%), private tutorials in certain subject in order for a respondent to achieve overall grade point A (5,3%), and participation in summer schools (2,6%).

Graph 2.2: Activities financed by parents in order to increase success of young people in later schooling or employment (%)



Relying on indicators of international competitiveness of education- al systems in Bosnia and Herzegovina at all levels, one of the World Bank studies outlines that “the quality of education may be below average” (World Bank, 2010: 31). Therefore, the respondents were asked about their level of general satisfaction or dissatisfaction with the quality of education in Bosnia and Herzegovina. The collected data suggest the following: somewhat above one third of respondents (37,7%) do not have formed opinion on this matter, that is, they are neither satisfied nor dissatisfied, one third is satisfied (26,4%), or very satisfied (5.7%), while one fourth of respondents are dissatisfied (16.6%), or very dis- satisfied (8.1%) with the level of quality of education in the country.

In view of dominant experience of public education sector in the socialist period, and emergence and strong increase in a network of

educational institutions in the private sector in the transition period, answers of respondents to the question on "*what educational institution they would prefer to attend*" are rather interesting. Collected indicators show that BiH youth undoubtedly prefer public educational institutions, whereby 38% of respondents would opt for education in the public educational institution, and 30,8% respondents would prefer to study abroad. 7,8% of young respondents would opt for a private educational institution, while 7% of respondents would choose a private educational institution abroad. Statistical analysis points to significant correlation between the choice of educational institution and a type of settlement ($\chi^2=50,93$), whereupon young persons who reside in rural areas would prefer to enroll in a public education institution in BiH (settlements with up to 2000 inhabitants), while youth residing in settlements with 20-50 thousand residents would prefer to enroll in a private education institution. The highest percentage of youth who would opt for public or private education institutions abroad come from larger settlements (50-100 thousand residents).

Growing awareness of young people about the impact of education on life opportunities is reflected in the fact that, in ideal conditions, almost two thirds of the respondents (62,4%) would pursue higher education, as opposed to less than one fourth of youth (23,3%) who would opt for certain professions at the level of secondary school. Statistically significant differences were found in relation to five of the six tested socio-demographic characteristics, as follows: type of settlement ($\chi^2=14,72$), size of settlement ($\chi^2=59,65$), status ($\chi^2=128,07$), education of respondent ($\chi^2=89,94$) education of father ($\chi^2=74,16$). Young people from rural areas, or areas with 5-20 thousand inhabitants, employed persons, persons with completed three-year education, and persons whose fathers completed / did not complete primary education, more often opt for technical training, that is, occupation. On the other hand, university education is more often chosen by youth from urban areas,

areas with over 100 000 inhabitants, youth who are still in education, youth who attained university degree, and youth whose fathers completed higher education.

Respondents who were (are) enrolled at certain level of studies at higher education institutions (N=599) were provided with opportunity to explain whether, in their choice of studies, they were guided by their own desires and preferences, opportunism and / or external structural constraints. The structure of responses shows that one half of former, present or future students enrolled in the study of their choice (51,9%), one in ten persons was, in their selection of study, guided by the possibility of finding employment (11%), while lesser percentage of young people (4.3%) opted for studies for which they believed they could qualify (4,3%), although, in two latter cases, selected studies were not a reflection of personal desires and preferences. Three socio-demographic features generated differences in the way in which studies had been selected: age ($\chi^2=34,37$), status of respondents ($\chi^2=70,82$) and education of respondents ($\chi^2=57,47$). The choice of study based on one's own preference was opted by youth aged 23-27, by students, as well as youth with completed studies. On the other hand, youth aged 18-22, the unemployed, and youth with in(completed) primary education, guide their choice of study by opportunities for employment it may provide, while youth aged 15-17, pupils and those with (in)completed secondary education, opt for study based on their qualifications.

Ingrained in social science theory is the idea that higher educational level, in particular university education, corresponds to higher chances for employment at the labour market. Therefore, students (N=263) were asked a question on how they perceive their chances of finding a job after completion of studies. Available indicators show that students in Bosnia and Herzegovina are optimistic about their future work: even one half of them believe that after graduation they will find a job. Out of this

half, 17,1% of respondents believe that they will find a job immediately upon graduation, soon after graduation (39,2%), while almost one third of respondents are convinced that they will not find a job soon after graduation (30,8%). Slightly more than one tenth of respondents are not sure how the situation will evolve, and they express hope (12,9%).

The process of learning, or development of skills, knowledge and competencies, mostly takes place within the system of formal education, but not exclusively. Various informal education institutions play a significant role in the process of personal development and professional training. These institutions offer supplementary and complementary learning and training opportunities through different internship schemes, apprenticeships and qualifications, as well as civil engagement. On the one hand, these mechanisms enhance experiential learning component, thus enabling a young person to establish links between theoretical knowledge acquired in school / college and its application in the real world. On the other hand, these mechanisms strengthen social capital of a young person. Numerous studies on youth, that have been conducted in the last two decades, have drawn attention to apathy, inaction and insufficient level of engagement of youth in the social life of the community (UNDP, 2003; Bašić, 2006; Halimić et al., 2013). According to the empirical research findings, in 2014, Bosnia and Herzegovina was the country with low level youth participation in volunteering, internship, additional qualifications and / or apprenticeship: over one third of young people (78,7%) reported that they had never participated in the aforementioned activities. The study shows low degree of polarization among youth, since 'a type of settlement' indicator is the only socio-demographic characteristic that produces statistically significant difference ($\chi^2=17,42$), whereat youth that live in rural areas are more represented in the category of young people who have never explored any of the above listed opportunities. Even though the level of analysis in this study does not provide

enough details to discuss causality, causes of such distribution may be sought in the lack of institutions and mechanisms in the rural areas for involvement of young people into volunteering, internship, additional qualifications and / or apprenticeship.

Post-war transition process was conducive to the upsurge in corruption, that is, debasement, as Bašić underlines, "...not because people in developing and transition economies differ from people in developed economies, but because conditions are ripe for it. The motivation to earn income through corrupt practices is extremely strong, exacerbated by poverty and low and declining civil service salaries" (Bašić, 2004: 51). In the meantime, the tendency to utilize public resources for private interests is considered as widespread and rooted social practice, in public and private sector alike. Namely, according to Corruption Perception Index, considered as the most influential indicator of perceptions of public sector corruption across the world, Bosnia and Herzegovina was ranked 80th out of 175 countries, thus falling in the category of highly corrupted countries (Amnesty International, 2014). Taking into account the fact that educational institutions are one of key social institutions, respondents were asked three questions, on the basis of which it was possible to determine perception of youth about the level of corruption within the education system, and to identify respondents' personal experience of corruptive practices, either through witnessing corrupt actions or through direct participation. Data gathered in the study show that 27,7% respondents believe that no corrupt practices are taking place in the educational institutions that they attend, while 20,9% of respondents do not have formed opinion on the subject. On the other hand, every second respondent believes that, to a certain extent, corrupt practice can be found in educational institutions, where 22,2% of respondents believe that corrupt actions take place sometimes, very rarely (15,5%) and often (13,7%). Out of six utilized socio-demographic indicators, three socio-demographic features resulted in difference as

regards respondents' perception about occurrence of corruption in the education system: settlement type ($\chi^2=59,42$), age ($\chi^2=44,67$) and respondent's status ($\chi^2=44,03$). Young people who reside in a settlement with 50-100 thousand inhabitants, youth aged 23-27, and students, are more prone to perceive the education system as corrupt, while the least level of corruption is perceived by young persons who reside in smaller settlements (up to 2000 residents), youth aged 15-17, and pupils.

Responses to questions on personal experience in relation to corrupt actions largely differ from perceptions of young people about presence of corruption in the education system. These questions included familiarity with corrupt actions, either through discovery, testimony or involvement in corrupt actions. Percentage of young persons with actual experience related to corruption is very low, while percentage decreases from top to bottom along a continuum of *knowledge, testimony and involvement*. In regard to personal experience of respondents with corrupt practices in the educational institution they attend, almost equal percentage of respondents heard of (51,3%), or did not hear of (43,2%) the case of buying grades, 6,2% of respondents witnessed buying grades, in comparison to 84,4% of respondents who did not witness such practice; 1,9% of respondents report to have been involved in corrupt actions, against 91,6% of respondents whose response was negative. If we consider as representative and reliable the data that 8,1% of respondents witnessed and participated in corrupt actions in the education system, it seems as necessity to examine complex relations between social reality and impact of various social channels, in particular media, on the perception of that same reality by people.

Modern societies differ from traditional societies primarily in the level of importance that they attach to attributed (paid) work, that is, employment. Recent sociological and economic studies accentuate that employment is not only the most important feature of the social status

of the individual, but also equally important for enabling (economic) independence and autonomy, developing of identity and self-esteem, providing income and improvement of the quality of life, as well as social integration and participation. In the transition societies, such as BiH society, implications of disappearance of economic and social security, as well as increase in unemployment from the perspective of individual vulnerability, are staggering. Essential truth behind the claim that, from the perspective of individual and social consequences of unemployment¹⁰, the unemployment is key economic, social and developmental problem of Bosnia and Herzegovina, is asserted through inexorable statistical data that the unemployment rate in 2013 reached 27,5% (BHAS, 2013b), with continuous upward trend. Thereto, youth – that make up one tenth of the BiH population – are the most vulnerable group on the labour market. Youth vulnerability is manifested through lower employment rate (in 2013, the employment rate among the population below the age of 25 was only 5,9%), as well as twice as high unemployment rate compared to the rest of the population. So, for instance, youth below 24 years of age made up 63,1% of the total number of unemployed persons in 2013 (BHAS, 2013b:21.).

The scale of youth unemployment is also confirmed by the results of this study. Thus, responses to a question on current employment status show that only one fifth of respondents is employed. If we synthesize the data on young people who are currently in school or university (59,7%) with those who are employed (20,6%), it is particularly

10 Unemployment may have dramatic consequences for the individual on the economic level (increased risk of poverty and social exclusion due to revenue shortages, economic dependence and impossibility of starting a family), psychological level (increases a risk of undermining physical, psychological and mental health) and social level (link between unemployment and development of deviant behavior, marginalization and social exclusion). At the social level, the worst consequence of unemployment is hindering of social development due to the inability of human resources integration.

worrying that total of 19,7% of young people, or one fifth, are neither in education nor in employment. Recent studies refer to this category of youth as "*NEET category*", that includes young people aged 15-29, who are *not in employment, education, or training* (Eurofound, 2013; Mujanović, 2013). This heterogeneous group of unemployed young people, and young people who do not attend school, is perceived as exposed to risk, given that their productive capacities are not or cannot in any way be mobilized, nor can they integrate in social life. Furthermore, statistically significant differences in the current employment status are caused by the size of settlement ($\chi^2=35,63$), age ($\chi^2=149,87$) and educational level ($\chi^2=55,57$). The category of young people who are employed encompasses youth who reside in mid-size settlements (5000-20000), youth aged 23-27, youth with attained college diploma, while the employment rate of young people who reside in settlements over one hundred thousand inhabitants, youth aged 15-17, and those with (in)completed primary education is evidently lower.

Recent studies on youth employment accentuate the phenomenon of precariousness, reflected in work temporality, fluidity and flexibility, as well as commodifying education and internship (Standing, 2011; Giddens, 2009; Bauman, 2009). Exploration of the phenomenon of precariousness of young people in the context of this research is possible in relation to two questions included in this study: intensity of working hours and (senior) professional work. In the category of young people who are employed, one third works full time (34,3%), while one third works over 40 hours per week (34,8%). Statistics show that almost one tenth of youth (8,25%) work 60 hours or more per week. This confirms the thesis presented by Bašić and Miković who argue that "the employment sphere in Bosnia and Herzegovina "suffers" from the problem of overtime work" (2012: 98). It is evident that young people are largely exposed to the phenomenon of overtime work, as a form of discrimination in the labour market, or violation of employment

legislation in force. Furthermore, over one half of respondents work in a “profession”, that is, an occupation in which they were educated, while high percentage of youth reported that they had not worked in the profession for which they were qualified (35,7%).

According to obtained data on preferred sector for employment, almost two thirds of respondents (57,8%) prefer to work in the public sector, 19,9% in the private sector, while 12,7% of respondents prefer to work in the international organizations, and 7,4% of respondents in the civil society organizations. Further analysis shows correlation between young people’s preferred employment sector, and their employment status. Namely, unemployed young persons prefer to work in the public administration and non-governmental sector, while the employed prefer to work in the international organisations. The collected data seem to testify to the affirmed (and non unproblematic thesis) of Harisson and Huntington (2000) on the impact of culture as a coherent system of values in shaping social progress. The fact that more than one half of respondents prefer to work in the public sector, and that unemployed young persons would most gladly work in the public sector, seems to affirm the claim that Bosnian and Herzegovinian culture is actually a culture of “low risk” (Harisson and Huntington, 2000), where individuals are prone to eschew uncertainty and prefer job security.

The next chart presents data on the factors that young people in Bosnia and Herzegovina deem as critical for job-finding, that is, employment.

Chart 2.1: Critical factors in youth employment (%)

Elements	Rank					
	1	2	3	4	5	6
Acquaintance / Friends	48,9	20,5	12,7	10,6	5,5	1,7
Expertise	12,3	30,8	24,7	19,3	12,0	1,0
Education level	12,5	18,2	30,0	27,7	9,8	1,4
Political ties	17,1	21,7	13,3	26,2	16,9	4,0
Fortune	6,2	7,2	18,0	14,4	50,2	3,9
Other	2,8	1,5	1,2	1,6	5,1	87,7

According to collected indicators, social capital (acquaintances and connections) of young people (48,9%), and political ties (17,1%), are considered to be the most important factors in employment. Expertise and level of education are considered important only by slightly over one tenth of respondents, while 6,2% of respondents believe in luck in getting a job.

Chart 2.2: Critical factors in accepting employment (%)

Elements	Rank				
	1	2	3	4	5
Salary	45,4	32,1	11,2	8,8	2,1
Job security	30,0	39,7	19,6	8,2	2,5
Opportunity to work with likable people	6,0	14,7	34,1	43,5	1,7
Job satisfaction	15,0	12,4	33,4	35,7	3,6
Other	3,6	,9	1,6	3,7	89,6

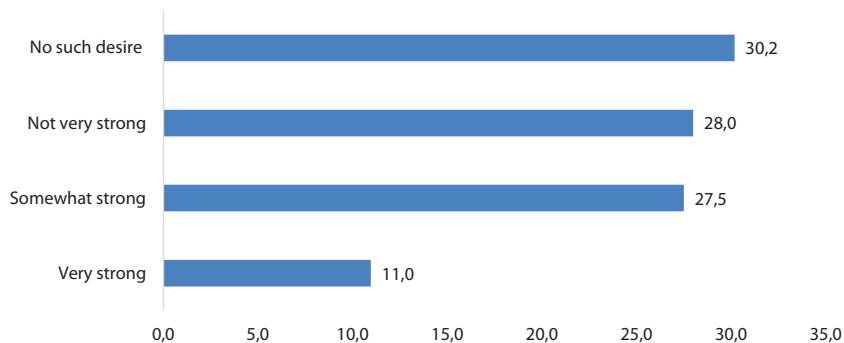
For 45,4% of respondents, *salary* is the key factor when it comes to accepting a job, followed by *job security* (30%), *job satisfaction* (15%), and *the opportunity to work with likable people* (6%). When it comes to critical factors in accepting employment, the only statistically

significant difference among respondents was determined in regard to their residential status ($\chi^2=34,48$). Namely, more detailed analysis shows that residents of rural settlements are more prone to seeking employment based on the opportunity to work with likable people.

Social mobility phenomenon may be considered at two levels: on the one hand, it may be examined as social mobility matter whereby educational capital is considered the most significant loop in the chain of equal opportunities policy. On the other hand, mobility may refer to physical, that is, spatial mobility. This study examined certain aspects of spatial mobility, or youth migration. Migration flows – voluntary and involuntary – are immanent to the population of Bosnia and Herzegovina. For the last two decades, migration flow (internal and external) has drastically intensified in the context of the fall of communism, disintegration of Yugoslavia and the war on independence. The end result of migration flow is the best illustrated by the fact that today 1.5 million of Bosnian and Herzegovinian citizens, that is, 39,59% of them, live in diaspora (United Nations, 2010). Analyzing main migration trends in post-socialist Bosnia and Herzegovina, Kačapor-Džihic and Oruč (2012) have identified three main migration periods: *massive population displacement* (1992-1995), *massive return/repatriation* (1996-2000), and *voluntary emigration trend* (since 2000). Given the increase in share of highly educated people in the structure of BiH migrants (IOM, 2007), the latter trend is frequently described as the concept of a “brain drain”.

In the context of conducted research, the respondents were asked a set of questions on potential aspirations for change of the place of residence inside and outside the country, corresponding motives for movement, and preferred countries where they wish to emigrate.

Graph 2.3: Desire to change the place of residence in BiH (%)



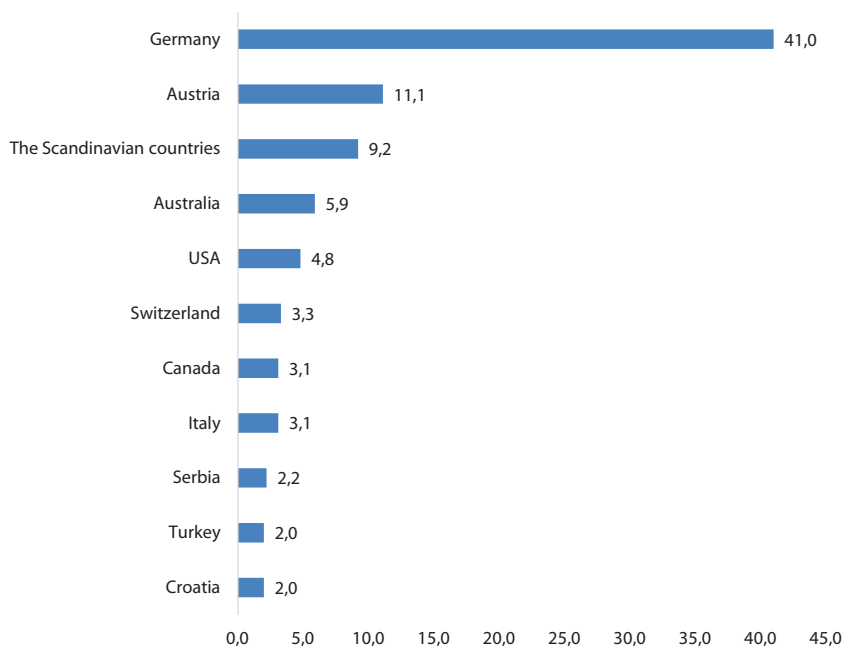
According to available indicators, prevailing majority of young people have no tendency to change their place of residence in BiH: 30,2% of respondents do not have these aspirations, while 28% of respondents have feeble aspirations. At the same time, one third of young persons aspire after moving to some other city / village in BiH, in which process 11 % express strong desire to migrate, while 27% of respondents express somewhat strong desire to migrate. Additionally, one socio-demographic feature – a settlement size – indicates statistically significant difference among youth ($\chi^2=87,59$). Hence, a desire for internal and external migration in both modalities (strong and somewhat strong desire) is most distinctively present among a group of young people who live in the settlements between 20 and 50 thousand inhabitants.

Given that social reality is marked by stagnation in socio-economic development, political instability, impoverishment, and rising unemployment among young people, it makes a great deal of sense that motives for youth migration are undoubtedly purely economic: 22,4% of respondents report the improvement of living standard as a key motive for migration, easier employment (6,5%), better education (2,5%), and higher chances for running one's own business (1,8%). Respondents did not place much importance on other factors, such as cultural variety, proximity to the persons they cared about, and escape from conflict.

On the other hand, youth desire to emigrate from BiH is stronger: nearly one half of young people (49,2%) state they their desire is to leave the country. In doing so, 23,7% of young people stated that their desire had been very strong, while 22% of respondents stated that they had had somewhat strong desire to migrate. Furthermore, there is a significant percentage of youth with no migration aspirations (37,9%).

In regard to migration motives, predisposing factors of migration are economic and existential in nature, as follows: improvement of living standard (67,8%), followed by easier employment (14,6%), and escape from adverse situation in BiH (6,8%), while the influence of other factors is negligible.

Graph 2.4: A preferred migration destination (%)



In relation to a preferred migration destination, Germany was ranked first (41%), followed by Austria (11,1%), Scandinavian countries (9,2%), Australia (5,9%), and USA (close to 5%). This data somewhat corresponds with the IoM 2010 statistics on the main countries – destinations of BiH migrants. The statistical data shows that majority of migrants from Bosnia and Herzegovina live in Croatia (35%) and Germany (17%), followed by Austria, USA, Slovenia, Sweden, Switzerland, and Australia. Gravitation toward Germany may be partly explained by linking Germany's economic prosperity and the countries' ability to meet potential immigrants' expectations for improvement of life chances and quality of life. On the other hand, one should not underestimate the importance of relatively stable and more-or-less strong network of relatives and / or friends as immigrants' resource in terms of support and assistance in overcoming immigrant challenges of life in diaspora.

With regard to anticipation of their future, resulting indicators show that, despite above described challenges, young people in Bosnia and Herzegovina are optimistic in regard to their future. In response to a question *"How do you see your future in 10 years"*, every sixth young person believes that their future will be better than their present (58,4%), every tenth person thinks that their future will be worse (10,2%) while almost every third person holds that their future will remain unchanged (25,7%). In regard to young peoples' view of their own future prosperity, statistically significant difference was recorded in relation to two socio-demographic features, that is, a settlement type ($\chi^2=19,88$) and a settlement size ($\chi^2=48,44$). For instance, youth who reside in urban settlements are more pessimistic about their future, while young people from rural settlements believe more in the status quo maintenance. At the same time, youth who reside in large cities share the most optimistic view of their future (cities with over 100 000 inhabitants), while young people who live in small-size settlements (up to 5000 inhabitants) make up majority of youth who do not believe in

change. Young people who reside in small settlement (between 5000 and 20000 inhabitants) are the most pessimistic about their future.

Theoretical concept used in this section for empirical analysis of a wide range of issues related to youth education, work, employment and mobility is a theory of critical moments in the life of young people. From this perspective, youth participation in the social life may be analyzed while focusing on fluid, unstable and changing life perspectives framed within reductionist constraints of Bosnian and Herzegovinian transition society, deeply sunk in political, economic, social and moral crisis. The results of the study show that young people in Bosnia and Herzegovina constitute heterogeneous, polymorphic group, whose members significantly differ in terms of material security, major life activities, education, employment status, and mobility. In conceptual terms, the established results provide for re-evaluation of complex interaction between the factors of social structure, motive force and youth participation. Starting from Bourdieu's understanding that social life may be conceived only in relation to the question of how social structures (economic, political and social institutions and processes) shape action in certain time periods, this section of the study analyzed two key aspects of sociability: education system, and labour market system.

Educational capital, as the most important developmental resource of a society, and key vector of the position that the individual occupies in a given labour market, may be partially defined by school enrollment rate, that is the rate of educational attainment. In this regard, assuming that the quality of education is satisfactory, there is potential for improvement of currently less favourable educational profile of Bosnian and Herzegovinian population: 59,7% of young people are involved in the educational process, while one fifth of respondents are educated at higher education institutions. Empirical foundation for the aforementioned thesis may, among others, be found in previously presented data on average school

achievement, motives behind school attendance, number of hours dedicated to learning, and evident aspirations of youth toward attaining the highest possible level of education. On the other hand, negative forces in life, in the sense of barriers to achievement of desired outcomes, are compatible with lack of confidence in the quality of the education system in general, as well as with still insufficiently developed awareness about necessity to additionally invest in educational capital, as a precondition for advancement of youth knowledge and skills. Obviously, low level of awareness among youth and their parents about additional investment in one's educational capital contributed to the fact that formal education system is not capable of independently training and preparing young people for challenges they will inevitably face in their living and working environment, since only one young person in fifteen takes private tutorials as additional support in the educational process. Moreover, motive force behind young people, assessed through participation in voluntary activities, internship, apprenticeship or additional qualification, proves to be extremely low: only 23,3% of young people indicated their participation in such activities. Concurrently, gradual increase was noted in the last ten years in social opportunities for youth participation, through introduction of internship programs, apprenticeships and professional re-training, in the context of development of active labour market policies program. In regard to volunteering, despite initial lack of experience of youth in philanthropic activities, that originates in their socialism-inherited belief in all-powerful role of the state in creating a lifestyle and looking after its citizens, human potential developed within the non-governmental sector and international organisations has created more room for active youth engagement. Even though there is a number of non-governmental organizations that deal with the issues related to youth, and activation of the young population, and even though internship and apprenticeship programmes are relatively well developed, statistics in this field are rather disappointing: four fifths of young people have never participated in the listed activities, which means that they have never tried to actively

participate in the process of development of personal identity, sense of responsibility, sense of affiliation, and sense of usefulness.

Unlike the education system structure, labour market structures are more rigid and less flexible. Afore presented data on the rate of youth participation most eloquently illustrate the fact that we are talking about limited and underdeveloped labour market. Bosnian and Herzegovinian experience asserts that transition from centrally-planned economy to market economy is a complex process, whose success depends on the ability of the work force to adapt a socialist mindset to new market conditions. Development of market capitalism on already tested out premises of Washington consensus has been unfolding in the atmosphere of total economic and institutional destruction of the country, amongst highly traumatized population. Hence it is no surprise that development of private sector, as key driver of the market economy, is still fledgling, even twenty years later, and a novelty that is perceived by public as suspect. On the other hand, despite a growing employment trend in the public sector in the first few years after the war, the possibilities of finding employment in the public administration have been exhausted long time ago. In spite of that, it is evident that young people dominantly prefer to work in the public sector, traditionally considered to be safe and reliable sector, and that, while choosing jobs, they are guided by the amount of earnings and job security. In contemporary society, where a paid job is a critical precondition for economic independence, and autonomous and productive life, precariousness of youth on the labour market is reflected by empirical evidence that shows that only one fifth of respondents are employed, and one fifth of "NEET category" youth is neither in employment, education, nor in training. The phenomenon of unemployment intensifies a spiral of insecurity among young people, since labour market exclusion is the main predictor of poverty and social exclusion. In 2013, poverty rate among the category of the unemployed amounted to 27,8% (BHAS:

2013a), while among the age cohort 15-24 poverty rate amounted to 16.7% (BHAS, 2007). This data realistically speaks about devastating extent of youth poverty and social exclusion.

In regard to mobility, desire for emigration is stronger than desire for internal migration: one third of young people show tendency toward internal migration, while one half of respondents are more inclined toward emigration. It is no surprise that migration tendencies have generated from limited employment opportunities, and limited provision of acceptable living standard. Motives for youth migration are predominantly economic: improvement of living standard and easier employment. Even though none of the observed six socio-demographic features produced statistically significant difference among the youth, it is still necessary to anticipate the importance of temporary migration for labour and employment as currently the most attractive exit strategy among young people. When viewed through the prism of society, temporary emigration may be contentious, since it carries the risk of a "brain drain", or loss of highly qualified young people. However, the issue of emigration should also be examined from the individual perspective, especially in the light of the fact that human capital is not permanent commodity. That is, long-term failure to use acquired knowledge and skills leads to the loss of ability and expirability of knowledge, hence reducing one's employability.

Finally, despite above described challenges faced by youth in two essential spheres of life - education and employment, young people in Bosnia and Herzegovina are optimistic about their future. Whether these expectations come true largely depends on the ability of youth to take over responsibility for their own future via active participation in the democratization of society, as well as to become a key catalyst for social change that will direct social development along a path of progress.

3. Family and social networks

The modern family goes through major changes, in particular within patriarchal communities that include BiH society. Actual (re) shaping of the family is characterized by volatility, dynamics and “loose relations and delayed obligations” of the family members (Bauman, 2009: 13), that is, absence of strong integration and hierarchical relationship, typical of patriarchal communities. The family is “opened” to the multitude of social institutions and networks, whose members are ever more “focused on self-creation, development of personal qualities and search of proper identity” (Giddens, 2003: 217), all of which results, along the lines of family, in ever more frequent cohabitations. More precisely, “deconstruction” of patriarchal type of family began to intensively unwind from the 60ies of the last century, when, according to some analysts, “new, revolutionary course of family changes has began, that puts an individual in the center” (Milić, 2001). This trend picked up significant dynamism in the early 21st century, in the context of actual, globally preferred liberalism and individualism, which promotes a “family-diversity model”. This trend is well reflected in the following: perceptible extension of marriage age; increase in number of divorces; growing trend in extramarital affairs and the growth of illegitimacy; increasingly frequent single-parent families; a rising number of single-person households; “destigmatisation” of heterosexual identities; changing character of the relationships between parents and children, etc. So, this is not only a matter of formal-structural changes within the family, that is, atomisation of traditional family units, and reduction in average number of family members. It is also a question of redefining the character of the interfamily relationships (husband - wife, parents - children, younger - older, relatives - close and distant), in terms of increase in number of urban households as compared to rural ones, as well as increase in the so-called immigrant families, etc.

Where does actually lie the relevance of modern family changes? According to A. Giddens, life quality in modern society no longer depends only on the family size and structure, or mutual support among family members. It also depends on a number of other factors in society, for instance "social networks", that are ever more accessible for people. However, the problem lies in the fact that many societies are still underdeveloped, that is, socially dysfunctional, what makes the transformation of family relations within such societies an arduous process. Speaking in a refined manner, developed societies are exposed to aging, declining birth rate, reduction in a number of households, rise in single-person families, all kinds of atomisation of families, and the like. However, these societies provide access to numerous "social networks" that can improve the quality of life, while underdeveloped societies are characterized by high fertility and growth rates, on the one hand, and existential condition of precariousness, on the other hand. These conditions are the cause of frustration for people with disabilities, young people, and the oldest people, which explains great responsibility of the society towards the so-called vulnerable families, with disabled, ill and helpless family members. Besides, one should keep in mind that family distress usually spills over into broader social context. It is known that, with patriarchal families, family crisis more dramatically spills over into wider social community, than is the case with modern, atomised families and socially systematized societies.

What specifically characterizes a family in Bosnian-Herzegovinian society?

According to the expert opinion, if it were not for the war, and its extremely negative impact on living conditions in this region, demographic transition of the Bosnian-Herzegovinian society, including transformation of the character of the local families, would have unfolded in a natural way, all to the end of the third decade of this century, with

positive population growth, gradual increase in age groups in total population, slow reduction in the average number of household members, etc. Instead of gradual transformation of the demographic structure of the population, including family relations, this change was sudden and shocking, which is attested by results of a number of conducted studies. Here we will mention only a few.

A research project was conducted in 2008 in Republika Srpska¹¹, with the purpose of development of the *Family development strategy*, under the auspices of the Ministry of Family, Youth and Sports of the then Entity Government. Results of the survey¹² showed that Republika Srpska had been then characterized by “negative population growth” and “disorders in vital structures with a number of negative consequences”, especially in regard to “reduction in birth-rates and increase in death-rates”, worsening of the age structure of the population, and so on. Furthermore, it was established that “in the time span of past few years, there has been evidence of reduction in birth-rate on the territory of this BiH entity, that is essentially based on the model of low reproduction”. So, RS entity was inhabited by “much smaller number of residents in comparison with 1991, as a result of intensive displacement of population, emigration abroad, war mortality and decline in birth rate. “What deserves special attention is very inadequate territorial distribution of the population in this entity. Nearly two-thirds of the inhabitants are concentrated in the western part of the RS. Considerable increase came about in the number of population in urban settlements (Banja Luka, Bijeljina, East Sarajevo, Doboј, Prijedor, Trebinje..) “owing to mechanical influx and a slightly more favourable age structure”, while rural settlements are ever more vacant. The research team also

11 The subject under discussion is one of the two entities within Bosnia and Herzegovina as the state.

12 Prof. dr. Ivan Šijaković was in charge of the research project.

reviewed the “data available in the registry offices on the number of births and deaths, which indicate that last six years have marked significantly higher mortality rate than birth rate”. The average number of household members has also decreased. While in 1991 average number of household members in BiH was 3,6, this number in 2006 dropped to “3,2 members per household” in Republika Srpska. These negative demographic trends have continued to the present day. Based on such, socially negligent attitude toward the singled out problem, it is difficult to presume when and in what way the issue will be addressed.

The condition is not better in the other entity, the Federation of Bosnia and Herzegovina. More appropriately said, the condition is slightly better in comparison to the RS. Or, to be even more precise, only certain cantons within the Federation of BiH have still not been affected by negative population growth rate, although they are close to it. The rationale behind the study conducted in 2010, for the purpose of development of the *Strategy for mitigation of adverse demographic trends on the territory of the Sarajevo Canton*, adopted by the Cantonal Assembly, was not only to examine the way a family appears in a structural sense, but also to which extent the family retained its previous functionality, that is, the character of interfamily relations, with special reference to the question whether is there any significant difference between the local and immigrant families? Briefly put, out of 442 surveyed families (222 local families and 220 immigrant ones), even 88,5% of the families belong to the nuclear family type, and only 11,5% belong to the extended type of family. Structurally speaking, the most frequent families were those with four members – 52%, five member families (20,4%), three member families (19,9%), and six member families (6,3%)¹³. Besides, since a large number of sociologists have emphasized that previously

13 More details in: *Strategy for mitigation of adverse demographic trends on the territory of the Sarajevo Canton*, adopted at the Sarajevo Cantonal Assembly 2010.

mentioned cohabitation has become fairly spread type of community life in the Western societies, to the extent that it is considered as “an alternative” to marriage, this study also wanted to research this issue. In fact, many couples in the Western countries prefer cohabitation versus conventional marriage, and they cohabit even after they have got children. On the other hand, the rate of divorces in post-industrial societies is on a steady increase. Nonetheless, the study referred to herein resulted in essentially different axiological attitudes, by using a Likert Scale. Even 95,6% of respondents agree, or absolutely agree, with a statement that marriage is quite normal and expected phase of life, while very high percent of respondents (95,2%) holds that a marriage is a value that should be nurtured and supported. A statement that marriage is the crown of love and happiness is highly rated ($M=4,3$), as well as the fact that marriage needs to be preserved, or that divorce is the last option ($M=4,2$). Opinion is divided on the claim that marriage should not be unnecessarily delayed for more mature age (after 30ies). Of all respondents, 55,2% agree or absolutely agree with this statement, while 29% of respondents neither agree nor disagree with this statement ($M=3,5$). A statement that marriage is an outdated institution, unfit for dynamic modern age world, had the lowest rating. Namely, 65,8% of all respondents partially disagree, or completely disagree ($M=2,4$).¹⁴ Based on these indicators, it may be concluded that competitive advantage of Bosnian-Herzegovinian society, in comparison to the Western society, is the fact that the influence of tradition is still substantively pronounced, in the sense that family and posterity are very highly ranked on the scale of social values.

On the whole, Federation of Bosnia and Herzegovina is characterized by negative trends in all important segments of social dynamics,

¹⁴ Strategy for mitigation of adverse demographic trends on the territory of the Sarajevo Canton, adopted at the Sarajevo Cantonal Assembly 2010

such as increase in population age structure, increased mortality rates, birth rate decline and fertility decline, negative age and spatial distribution of the population, youth leaving the territory of FBiH, etc. More and more people are moving from rural areas to cities, especially Sarajevo, Tuzla and Mostar. These cities will not be able to provide all preconditions for quality of life of the people, especially in terms of imperative revitalisation of the family, as a fundamental pillar of society. A family is critically endangered, as testified not only by economic pauperization and reduction in the number of household members, but also by increase in violence, and increase in social-pathological phenomena in the society (juvenile delinquency, drug addiction, alcoholism, corruption, and other, including collapse of the fundamental scale of social values and morals, in general), all of which are surely known to be further aggravated by crisis-affected family system in the society.

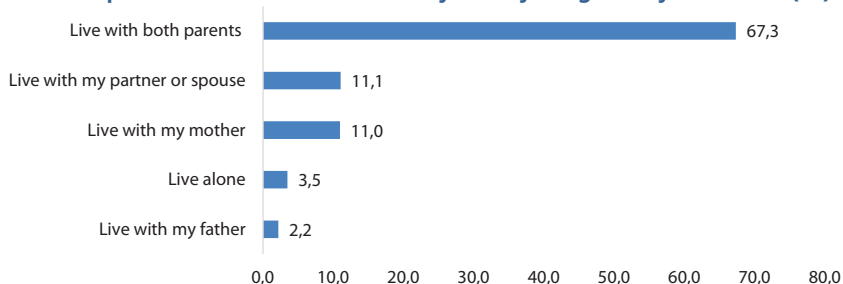
Generally speaking, it is estimated that every second person in Bosnia and Herzegovina was moved from its pre-war home. Some persons were internally displaced, while others were forced into exile abroad. Many households were decimated, or even totally destroyed. Family members became invalids, and numerous households were torn by their members moving out to third countries. Especially alarming is present discouragement from entering into marriage, and, particularly, from childbearing, etc. Apart from the aforementioned, when discussing the topic of family in contemporary Bosnian-Herzegovinian society, it seems important to mention the following: "erosion" of certain essential functions of the family is evident, such as socialization and education function, economic and protection function, as well as emotional support and identification function of the family. On the other hand, present-day society is still not ready to take over the "family role in caring", including the aspect of socialization of individuals, that is, shaping personality values with children, as well as taking over economic and social child care. In such a way, a "vacuum-space" has been formed, to be filled by some other entity, such

as street, peers, media, including frequently dubious media content, etc. Hence, we are witnessing foresaking of patriarchal manners in a family; lack of fundamental preconditions for taking hold of the atomized, contemporary family, such as the one present in the Scandinavian or some other developed countries, all of which exerts bad influence on children's socialization. To imagine that a child only needs a computer, decent pocket money, and his/her own room with the Internet connection is very delusional belief, which comes right back at the family and society like a boomerang, when such child, left to himself / herself, precipitates into criminal, violence and drugs. Since school plays very important role in the overall socialization of young people, it is important the school does not neglect its upbringing component at the cost of education component. In this sense, it is imperative that school adapts its upbringing and education facilities to this purpose. It is especially important for multi-lateral societies, such as BiH society, that upbringing and educational content is open and tolerant towards cultural-traditional, religious and other differences. It is extremely detrimental to such societies to involve in segregation practices, and such.

On the basis of empirically collected indicators that relate to family and social networks in Bosnian-Herzegovinian society, the following may be concluded:

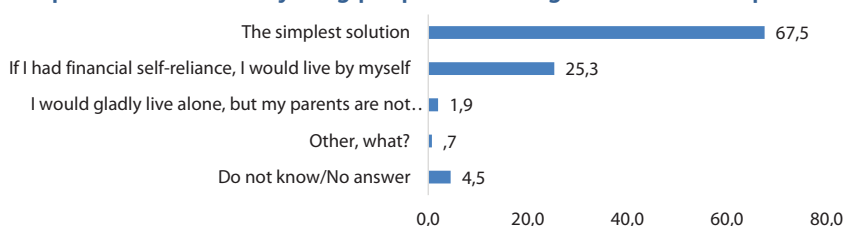
The majority of respondents (67,3%) live with their parents, followed by partner or spouse, mother (11%), alone (3,5%), with father (2,2%), while other family structures are rather negligible, as can be seen from Graph no 3.1 below. These indicators, as well as many others to be presented further in the text, clearly indicate that present family in Bosnia and Herzegovina is still characterized by determinants of traditional society, even though, in comparison to the earlier period, there is evidence of certain tendencies of change in the family structure toward family relations that are characteristic of contemporary developed countries.

Graph 3.1: Structure of the family with young family members (%)



In regard to the situation when children and parents live together, largest number of respondents (67,5%) believes that this is “the simplest solution”, but, at the same time, every fourth (25,3%) respondent stated that, “financial circumstances permitting, I would live alone”. 4,5% of respondents did not answer the question. Proportion of other answers to this question was negligible. This is evident in the Graph 3.2. As expected, statistical analysis points to statistically important difference in comparison of the type of settlement ($\chi^2=43,30$), respondents’ age ($\chi^2=146,85$), and respondents’ education ($\chi^2=106,68$). To use more recognizable words, young people who live in urban settlements, youth aged 23-27, and young with university degree, make up larger percentage of respondents who live alone.

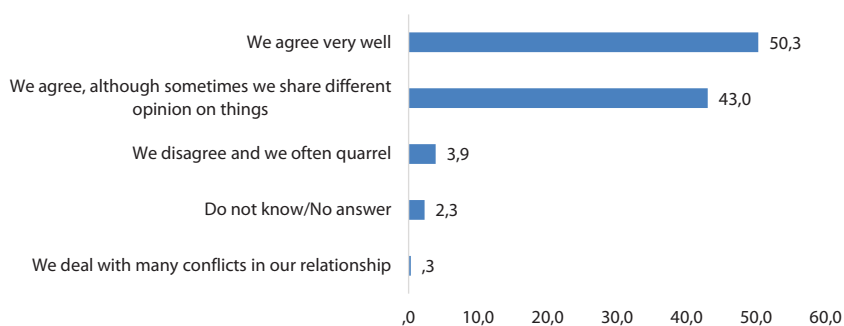
Graph 3.2: Reasons for young people to live together with their parents (%)



Statistically important difference was noted in relation to the status of respondents. In other words, pupils ($\chi^2=46,74$) and students aged 15-17 believe that living with their parents is by far the easiest solution

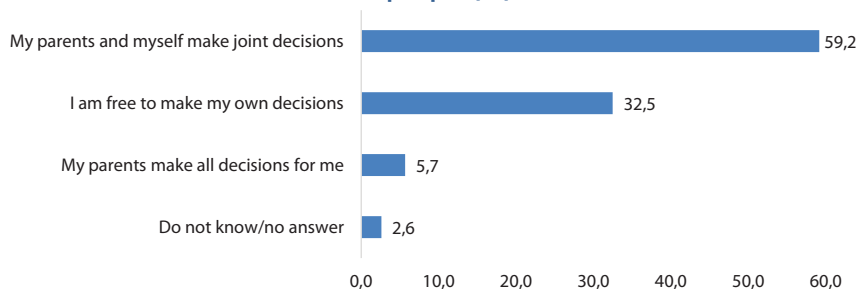
($\chi^2=47,97$). While characterizing their attitude towards parents, 50,3% of respondents stated that they “agree very well” with parents, followed by “they agree, even though sometimes they share different view on things” -43%, they “in principle, do not agree” -3,9%, the relationship is “full of conflicts” -3%) while 2,3% of respondents did not answer the question. This is evident in the following graph.

Graph 3.3: Estimate of the quality of relationship between young people and parents (%)



In regard to decision making in a family, 59,2% of respondents believe that decisions “are made jointly”, 32,5% believe that they “decide independently”, while 5,7% emphasize that “parents make all decisions”, as presented in the graph below.

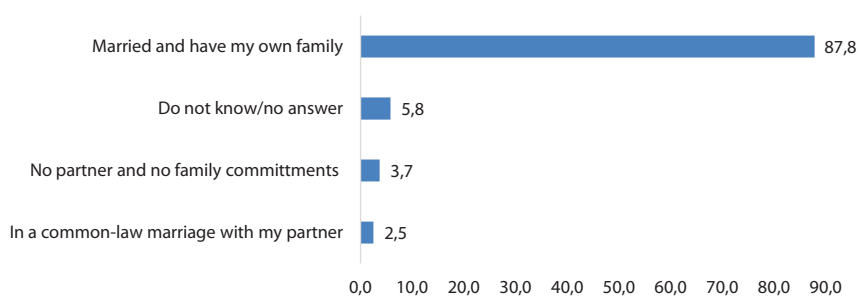
Graph 3.4: The way of making decisions that are important for young people (%)



As expected, statistically important difference was noted in relation to the education level ($\chi^2=110,65$), age cohort ($\chi^2=165,27$) and respondent's status ($\chi^2=167,31$). So, respondents with uncompleted primary school, or with primary school, that is, pupils aged 15 – 17, were less free to make independent decisions. In regard to making major decisions, 40,2% of respondents report that mother plays a more dominant role in the decision making, while 36,1% of respondents hold that it is the father who is more dominant.

In terms of the future family status, 87,8% of respondents plan starting a family, 3,7% of respondents plan to be "without partner and family responsibilities", while 2,5% of respondents see their life in a "common-law marriage", and 5,8% of respondents do not know what their family situation will look like. There are statistically important differences between Youth who live in the areas with up to 2000 inhabitants, that is, in the village, statistically importantly envisage their family future as *married, in a household with their own family* ($\chi^2=53,31$), as opposed to young people who live in the city.

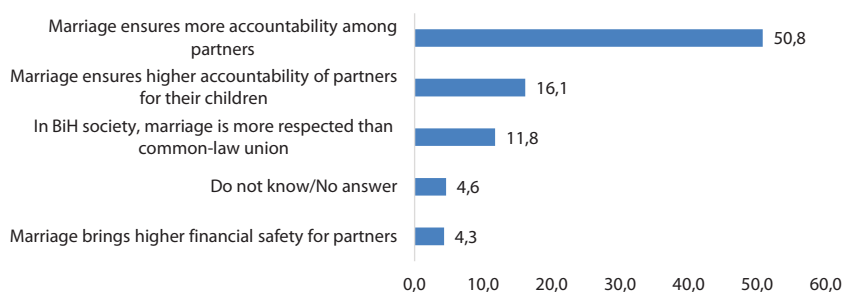
Graph 3.5: Projection of young people about their own family future (%)



Majority of respondents recognize the advantages of marriage, provided that for 50,8% of respondents, marriage "provides more accountability among partners", 16,1% of respondents hold that "marriage includes more responsibility for children", while 11,8% of respondents

believe that “marriage is more respected in BiH society than common-law marriage”. Insignificant number of respondents, that is, 4,3%, believe that “marriage brings greater financial security.” 4,6% of respondents did not answer the question. These indicators are presented in the following graph.

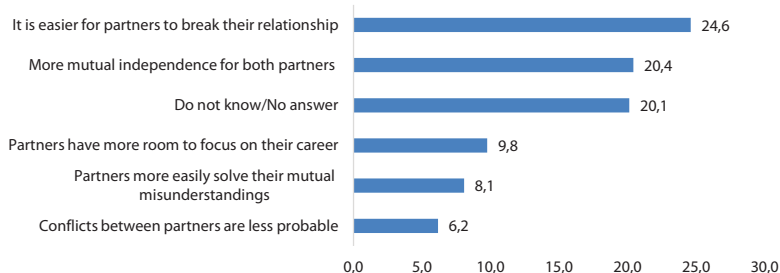
Graph 3.6: Young people’s view on main advantages of marriage in comparison to a common-law marriage (%)



Significantly smaller number of respondents sees advantage of a common-law marriage in comparison to marriage. In this respect, 24,6% of respondents believe that, in such way, “it is easier to “bring a common law relationship to an end”, for 20,4% of respondents, a common-law relationships provides “independence for partners”, “more room for career advancement” (9,8%), certain “advantages in resolving mutual conflicts” (8,1%), while over 20,1% refrained from any kind of response.

Careful analysis shows that there are certain contradiction in respondents’ answers to the previous two questions. Namely, about 55% of respondents note certain advantages of cohabitation over marriage, whether it is a “career”, “easier breaking of a relationship”, or “partner independence”, even though, before answering this question, they expressed far greater support to marriage than a cohabitation relationship.

Graph 3.7: The views of young people on main advantages of common-law relationship over marriage (%)

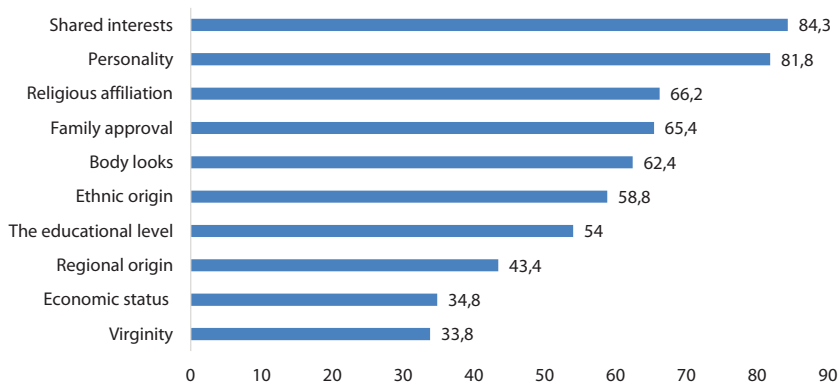


In terms of the best age for women to enter into marriage, the highest number of respondents, around 55%, believe that the best age to get married is between 25-29, between 21-24 (21%), 30 years of age (6,5%), while 11% of respondents did not answer the question. Respondents provided similar answers in regard to the best age for men to enter into marriage.

In regard to choosing a spouse, respondents assigned on a Likert scale the highest value to "common interests with partner" (84,3%), "personality" (81,8%), "religious affiliation" (66,2%), "approval of family" (65,4%), "physical looks" (62,4%), "ethnic origin" (58%), "level of education" (54%), followed by virginity, economic status and regional background in the scale 34-44%, as presented in the Graph no 3.8.¹⁵ The above-mentioned indicators point out that, despite recent war conflict in the region, there is still evidence of readiness of many young people to enter into marriage with persons who do not share their regional, ethnic or religious affiliation, that is, "person's character" and "common interests" are more important when choosing a partner. These findings correspond with present, century-long openness and acceptance of cultural, religious and other forms of diversity.

¹⁵ Respondents were allowed multiple responses to the question C13 (see Appendix)

Graph 3.8: Rating scale of factors important in choosing a spouse (%)



The study also examined violent behaviour of young persons in general, and in the last 12 months. The collected data indicate that young people are most violence-prone in schools, with peers in their neighbourhood, at sports' events, bars, etc., as presented in the following graph.

Graph 3.9: Participation of youth in violent clashes – in general, and in the past 12 months (%)



With regards to youth participation in society, that is, participation in the so-called social networks (the indicators refer to the past 12 months), most respondents "participated in public activities in the local community (47,1%), followed by "providing assistance to persons with special needs" (19,4%), "supporting colleagues in learning" (15,7%), "participating in activities of non-governmental organisations" (9,9%), "participating in activities related to organisation of sporting events" (7,9%), "religious activities" (7,9%), "organisation of cultural activities" (7,3%), and the like.

In conclusion, it may be said that the family in Bosnian-Herzegovinian society has undergone sudden and radical changes, not only due to the recent war, but also due to rather excruciating post-war transition. Fertility-rates and birth-rates saw huge drop, while mortality rates have risen, as well as proportion of elderly people in the total population. Moreover, features of intrafamily relationships have also changed, such as husband - wife relation, parents-children relation, close family and extended relations, and alike. This is understandable, given the fact that present family, as traditionally patriarchal, is affected by contemporary transformation of the society undergoing the process of transition.

4. Values and social trust

Human networks and relationships, when viewed from sociological (e.g. Bourdieu, Coleman), political science (e.g. Putnam), or psychological (e.g. Allport) perspective, offer great potential for an individual and community alike. Namely, it is a generally accepted truth that (quality) relationships are one of key prerequisites of successful functioning of an individual and the entire community. The concept of social capital, understood as “the totality of all actual and potential resources that an individual may mobilize on the grounds of his / her membership to certain organizations or on the basis of his / her social ties” (Bourdieu, 1986: 248, according to Šalaj, 2009: 11), rests on significance of quality interpersonal relationships. Trust, association and networking, that is, mutual trust, as commonly accepted norms of cooperation and ties among community members, are dimensions that empirically define social capital, and, as such, generate economic development and political stability (Rimac and Štulfoher, 2004). Although the aim of this paper was not present detailed theory of the social capital, for the sake of this publication it seems important to note that social networking is of great importance, from the community and individual aspect alike. From the aspect of an individual, networking provides the basis for attainment of personal goals, while, from the community aspect, it provides for social cohesion, as the driving force for social, economic and political interactions (Field, 2003, according to UNDP, 2009).

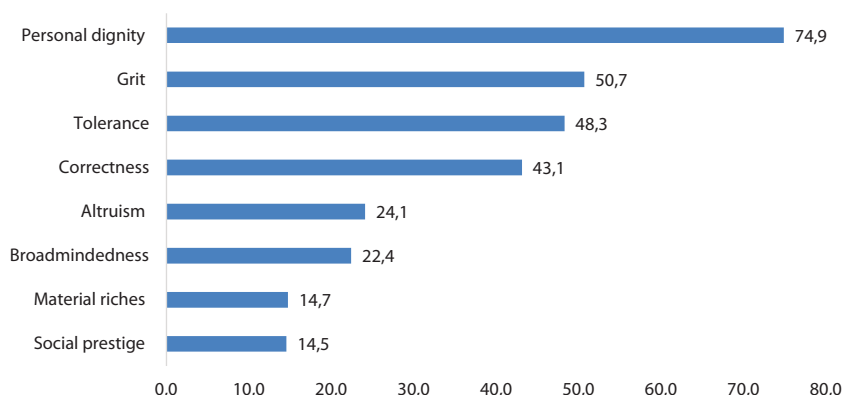
Yet, our daily social bonding is “burdened with” a whole range of proper beliefs and convictions, perceptions of the physical surrounding environment, as well as perceptions of ourselves. These social cognitions, that may rise in the shape of value systems, perception of other persons as sources of trust and support (social trust), and through such perception, our willingness to get into contact with other people (social distance), as well as perception of the threat to one’s identity because

of one of functional aspects of one's identity ("feeling" of being discriminated against), contribute to our interactions with others, and are very much crucial in the overall social behavior of an individual. As Havelka (2008: 5) notes, social cognition is a "precondition for (a) valid, reliable and precise understanding of everything that goes on in this domain, and (b) constructive and efficient behavior". Through study of the value system of youth, as well as their level of trust, social distance, feeling of being discriminated against, and sense of willingness to do volunteer work, we wanted to find out more about the status and quality of both interpersonal and intergroup relations within the Bosnian-Herzegovinian society.

Values are the underlying cause and consequence of economic and social development of a community (Rimac and Štulhofer, 2004). Values serve as a framework, a cognitive matrix, within which an individual acts, and through which he / she gives meaning to his / her social environment. In such way, values inevitably contribute to building relationships and trust among people. If one would want to describe the term 'values' in a robust way, one could only say that values are the guiding principles in the life of an individual. Values are used as a criterion for choosing and justifying one's own behavior, as well as as a criterion for evaluating people and events. Although values emerged as a result of individual's socialization, which means that values are always influenced by individual experience, social and cultural factors, values also transcend specific situations, and they may have significant impact on individual's attitudes and behaviors (Eysenck, 1954; Rokeach, 1973; Schwartz, 1992 and 1996.; Rohan, 2000; Rohan and Zanna, 2001, according to Franc et al., 2002). Owing to extensiveness of topics addressed in this paper, more detailed examination of youth value system is beyond the scope of this study. Yet, on the basis of simple questionnaire we were able to identify fundamental values of young people. On the rating scale with eight individual values, young respondents

were asked to rank three values that they value the most. Overall rating score (Graph 4.1.) indicates that personal dignity is described as the highest value (74,9%), followed by values that characterize individual's attitude to others (grit 50,7%; tolerance 48,3%; correctness 43,1%), and below-average rating of values that indicate materialistic value orientation (material riches 14,7%), and social status (14,5%).

Graph: 4.1: Rating scale of youth values – total results (%)



The study results on the value orientations of youth were to be anticipated, owing to the developmental stage of respondents (average age of the respondents was $M=21,1$), as well as to the fact that over 50% of respondents are still enrolled (pupils 27,4%, students 24,4%). Highest-ranked values were values that “indicate developed self-awareness of the importance of one’s own integrity, that is closely tied to self-esteem, as the foundation for many life decisions that young people have already been faced with, or are to face in the future” (Ilišin, Bouillet, Gvozdanović and Potočnik, 2013: 96). Adolescent period is crucial stage for development of a person’s identity, and his / her differentiation from the environment. Grit, a value ranked 2nd in all three possible choices Chart 4.1.), stands for active and independent way of achieving goals, that is, it represents success motivation. The study

revealed differences in the rating of this value among young people from urban and rural settlements. In fact, grit is more highly rated as second most important value by young people from rural settlements, in comparison to youth from urban settlements ($\chi^2=27,96$). Due to the fact that Bosnia and Herzegovina is still characterized by urban-rural disparity in provision of conditions for youth to achieve their potential, difference among young people from different settlements is to be expected. Contrary to the study results, it was to be expected that “unbridled” youth would rank “broadmindedness” much higher on the rating scale. Given intergenerational transmission of values, that strongly point to cultural continuity and fostering of social values of particular society (Reić-Ercegovac and Koludrović, 2010), a low ranking to broadmindedness may refer to traditionalism of the value system of Bosnian-Herzegovinian society. According to the research of Schwartz and Bardi (1997, according to Sekulić, 2011), former socialist countries place greater emphasis on conservative values and hierarchy, than on intellectual autonomy (that is close to perception of broadmindedness, author’s remark) and egalitarianism¹⁶.

16 Scale value that was used in this research goes in support to the foregoing results; however, due to lack of space, we were not able to display it in the study. The scale encompasses values oriented to family and close relationships, as well as values oriented to professional success and hedonistic, materialistic and religious preferences. The distribution of results is shown in Appendix, Section B5a. The results indicate that the young people are strongly oriented to close ties, reflected in family and friendship relations, as well as to professional success.

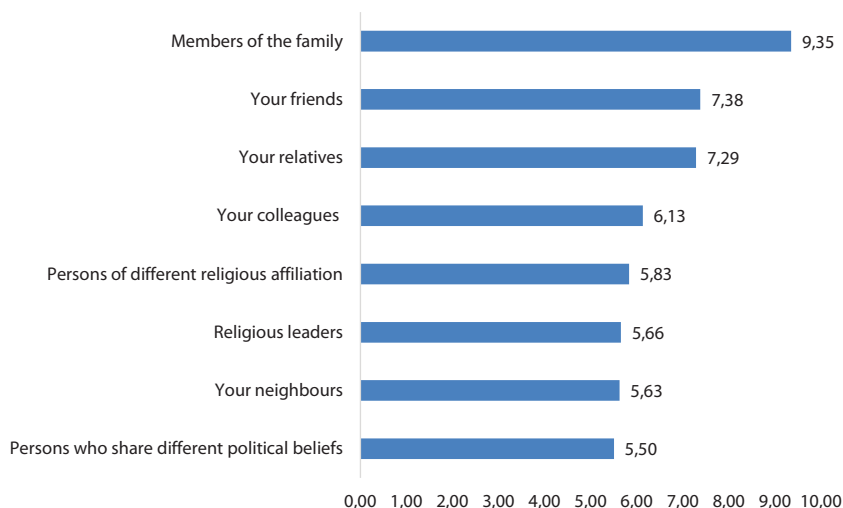
Chart 4.1: Rating scale of youth values - first, second and third choice (%)

First choice	% First choice	Second choice	% Second choice	Third choice	% Third choice
Personal dignity	50,7	Tolerance	23,2	Correctness	21,3
Grit	13,6	Grit	17,6	Grit	19,4
Tolerance	9,3	Personal dignity	13,8	Tolerance	15,8
Correctness	8,1	Correctness	13,7	Broad-mindedness	10,8
Altruism	5,5	Altruism	10,7	Personal dignity	10,4
Broad-mindedness	5,2	Broad-mindedness	6,5	Altruism	8,0
Social prestige	3,8	Material riches	6,0	Material riches	6,4
Material riches	2,4	Social prestige	5,9	Social prestige	4,9

Trust (social), as the next important feature of interpersonal relations, and measure of social capital, is “the belief that others will not wittingly and deliberately harm us, if they can avoid it, and they will take care of our interests, whenever possible” (Delhey and Newton, 2004: 4). Trust works in such a way that it simplifies the complexity of social relations, enhances collaboration and reduces opportunistic behavior, thus enhancing social interaction and social stability (Puhalo, 2010). We can distinguish two types of social trust: particularized (personal, experiential), and generalized. Particularized trust is characteristic of groups with frequent, close and intense interactions, while generalized trust implies trust to the community members that we are not directly familiar with. Generalized trust, in fact, implies trust in other people in general (Šalaj, 2009).

In this study, social trust towards certain social groups was rated by respondents on a scale 1-10 (1-absolutely no trust, and 10-complete trust). In fact, the average values indicate that young people trust close circles of individuals: family ($M=9,35$), friends ($M=7,37$), and relatives ($M=7,28$) the most. These results are not surprising, and they are consistent with the above mentioned preferences of young people (Value chart presented in Appendix, question B5a; *Without my family, life would lose all meaning* ($M=6,13$); *Education and personal development are very important to me* ($M=5,91$); *I prefer to spend time with my friends* ($M=5,75$); *In my life, I try to put my family first* ($M=5,72$), etc.). Respondents reported average level of trust towards certain groups of people with whom they have no familial connections, or frequent interactions. It seems interesting that young persons have more trust in people of other religious affiliations ($M=5,83$) than in religious leaders ($M=5,65$). Distrust towards religious leaders may be an indicator of the critical attitude, and deflection of young people towards institutional authorities. This attitude is further supported by data on statistically significant differences associated with trust towards religious leaders, among youth from rural and urban areas ($\chi^2=3,26$). In fact, young people in rural areas express higher levels of trust to religious leaders than young people in urban areas. We presume that, due to smaller number of potential social relations, and strong impact of social environment on individuals, young people in rural areas are more “knowledgeable” of the relations among their religious community.

Graph 4.2: Average values of expressed trust toward certain groups of people (on the scale 1 – 10)

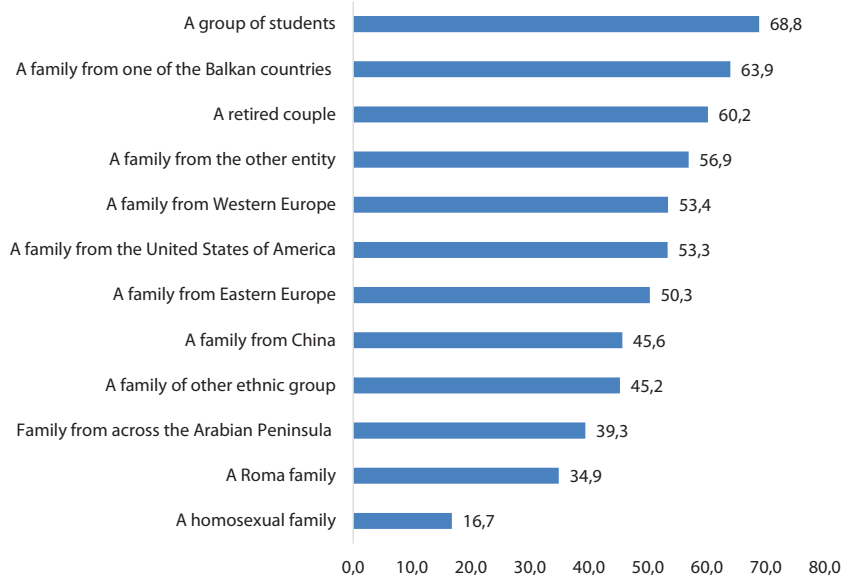


Previous studies of social trust in Bosnia and Herzegovina state that there is low level of trust among Bosnian-Herzegovinian society, that is, BiH citizens do not have enough confidence in each other (Šalaj, 2009). Similarly, Puhalo (2010) argues in his studies that members of one of the peoples in Bosnia and Herzegovina (regardless of which one) perceive other groups as dishonest and unfair, and that a large number of citizens of Republika Srpska (70,2%) declare that no one should be trusted. Results obtained in this study clearly illustrate divergence between 1) very high levels of trust of young people in close and well-known groups, and 2) average levels of trust to other people that do not belong to these groups. These are the features of particularized trust, which the above-mentioned authors revealed as the fundamental trust of the BiH society. This study confirms that particularized trust is the type of social trust also represented among the youth.

One of the indicators of quality interpersonal relationships is the readiness to accept other groups as partakers of the living space. When

asked how they would feel if a family belonging to one of the listed groups moved into their neighbourhood, only just one half of respondents were willing to accept in their neighbourhood families who belong to seven out of twelve designated groups.

Graph 4.3: Rating scale of accepting various groups as potential neighbours (%)



The largest percentage of young respondents are ready to accept as neighbours students (68,82%), families from the Balkan countries (63,9%), a retired couple (60,1%) and families from the other entity in BiH (56,9%). The results of the survey are in line with formerly presented results on the social trust. Greater readiness to accept members of different generations in the neighbourhood, as well as families from culturally similar backgrounds, may be taken as another indicator of particularized social trust. The research results demonstrate that the least number of young persons – only one in six respondents - would tolerate a homosexual family (16,7%) in his / her neighbourhood. Somewhat higher

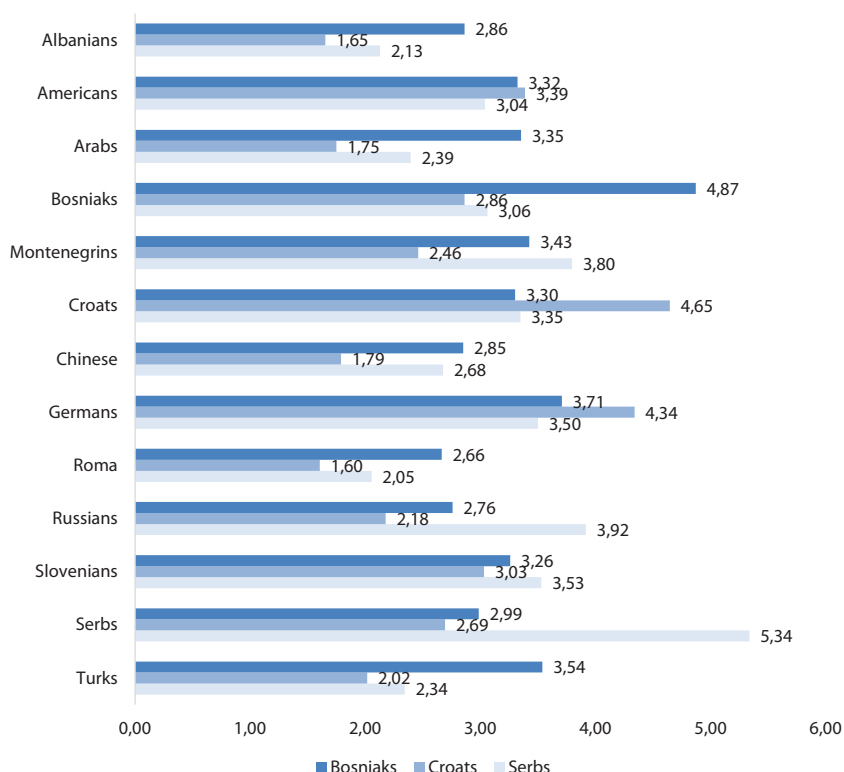
number of respondents would tolerate Roma families in the neighbourhood (34,9%). However, in general, the results demonstrate fairly pronounced unwillingness to make closer contact with such families. The collected data shows certain difference between young people from rural and urban areas with respect to their attitude towards certain groups. That is, young people from urban areas are more willing to accept as neighbours a family from the Arab world ($\chi^2=34,03$), a family from China ($\chi^2=22,72$), a Roma family ($\chi^2=36,55$), and homosexual family ($\chi^2=41,61$). Young people with higher educational status are more willing to accept a homosexual family as their neighbour ($\chi^2=45,63$). Even though on the rating scale of youth values, tolerance is ranked 3rd (very high), and although every second respondent mentions tolerance as one of three most importance values that he / she follows in his / her life (48,3%; Graph 4.1), presented results on the acceptance of particular social groups do not illustrate declared value orientations. Tolerance, understood in a social sense, implies "attitude towards someone or something, or a way of dealing with people, ideas or things, which, at the very least, lets people, ideas or things exist on an equal footing" (Krizmanić and Kolesarić, 2003: 11). High level of unwillingness of the respondents to accept particular groups as persons with whom they are willing to share physical category of living space reminds us of a long-established assumption that value orientations, due to some strong social factors (mainly due to excessive desire to belong to a group and comply to group norms), are not transferred to real-life context. What this means is that persons behave contrary to our expectations, that are based on our knowledge of the values cherished by particular persons.

Furthermore, social distance scale is often used to determine people's willingness to associate and socialize. This scale is used to determine what level of social distance an individual wishes to maintain in his / her relationship with members of other ethnic groups. Respondents in this study evaluated on a 1-8 scale degree of readiness to accept relations

with members of other ethnic groups (1 – I do not wish to be in any relationship; 8 – I wish to be closely related). Total results (data presented in the Appendix, question B11) indicate that young people wish to have no contact with Roma (41,4%), Albanians (40,1%) and Chinese (33,0%). On the other hand, respondents expressed willingness to establish the closest contact with Bosniaks (17,4%), Serbs (12,4%) and Croats (5,2%). The results demonstrate that young people are ready to accept the closest relations with members of their own people. Graph 4.4 presents social distance results with respect to respondents' ethnic affiliation. The average scores of readiness to establish relations with all other groups do not exceed gradient no.4 on the scale, as an indicator of the degree of readiness to associate with members of other ethnic groups. Majority of responses of young people indicate their willingness to have members of other ethnic groups as their neighbours, to live in the same country with them, or to have no relationship with them whatsoever. The study results indicate very high degree of young people's social distance to various / all listed ethnic groups. Even though there is statistically insignificant difference among young Serbs, Croats and Bosniaks, in respect to their willingness to accept mutual close relations, which suggests that young people are greatly distances from each other, we may say that Croats are more willing to establish contact both with Bosniaks ($M=3,30$) and with Serbs ($M=3,35$), in comparison to other two ethnic groups. Serbs ($M=2,69$) and Bosniaks ($M=2,86$) are more distant from Croats, than from one another (Serbs towards Bosniaks $M=2,99$; Bosniaks towards Serbs $M=3,06$). Results from this study are somewhat disparate with respect to former research (Puhalo, 2003 and 2009; Smajić, 2012, according to Puhalo, 2013) on the tendency of multi-ethnic distances among the three peoples. Results of a study conducted by Smajić demonstrate that Croats were less willing to accept close relationships with other two ethnic groups, while Bosniaks were the most willing to establish close ties with other two ethnic groups. Serbs equally accepted (or rejected) Bosniaks and Croats, Croats were more ready to establish close ties with

Serbs, and then with Bosniaks, while Bosniaks were more ready to accept relationships with Croats than Serbs.

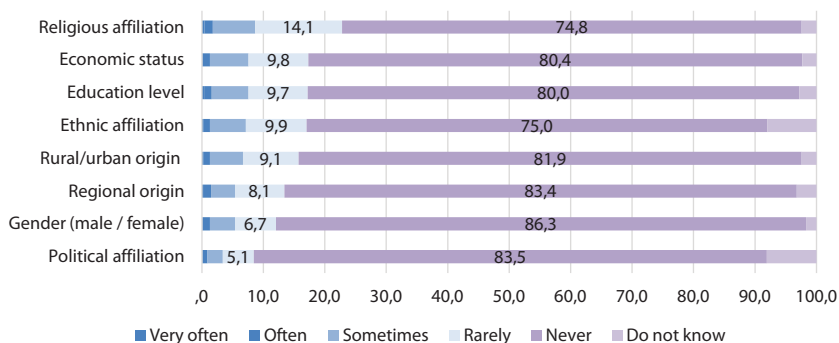
Graph 4.4: Average values of acceptance of ethnic groups with respect to ethnicity of a respondent on a scale 1-8



The phenomenon of social distance is largely explored on the territory of Bosnia and Herzegovina. Results of many studies, including this study, indicate persistence of this phenomenon among different populations, what proves that very little effort is being put in addressing this phenomenon. It may be presumed that these deep-rooted stereotypes are passed on from generation to generation, and that they are deep-rooted in the education system, as well as in the upbringing system in the family.

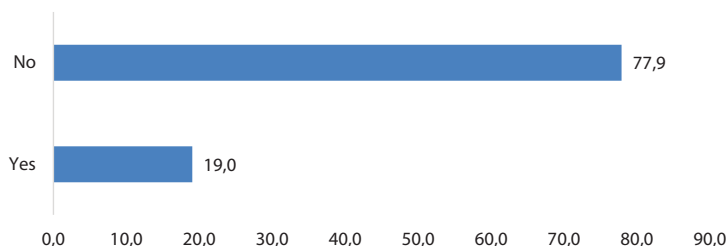
The next question, through which the aspect of interrelatedness of youth in Bosnia and Herzegovina was to be examined, relates to the feeling of being discriminated against, or the individual's perception of being rejected on grounds of certain identity feature. When asked whether they had ever felt discriminated against because of some of the features of proper identity, most of the respondents (over 70%, appendix Chart B3) stated that they had never been victims of discrimination on account of any of features of their identity. Out of respondents who reported discrimination, 22,8% had been discriminated on grounds of religious affiliation, economic status (17,3%), educational level (17,2%) and ethnic affiliation (17,0). Even though, the findings of the study on social distance and social trust are quite disturbing in regard to BiH young people's readiness to establish close mutual ties, results concerning discrimination are encouraging, since they point to significantly lower number of young persons who have felt discriminated against. We may presume that young people either do not sufficiently interact, and, as a result, cannot be discriminated against, or that youth attitudes at times do not reflect in concrete life situations, as is the case with study findings on trust, and closeness. It might be worthwhile to undertake more detailed youth study on this subject, in order to get insight into actual background of the established results.

Graph 4.5. Perception of being discriminated against (%)



As building of relations, and their quality, depends on the frequency of interactions (great number of research papers in the field of social psychology prove that realization of a common goal contributes to drawing together of groups, by posing a question on youth participation in voluntary work, the study wanted to examine the number of young people who have been spreading social networks and have been contributing to sense of solidarity, which inevitably contributes to social trust in a community. The survey results indicate that most respondents (77,9%) have not volunteered in the past 12 months. Only one in five respondents (19%) volunteered in the past 12 months. A study undertaken by UNDP (2009) on the total population reports that, altogether, 4,5% of respondents volunteered, what is less than one in twenty respondents. Large difference in number of youth volunteers between the two research studies is to be expected, since detailed analysis confirmed that the number of persons who volunteer decreases with increasing age of respondents (UNDP, 2009).

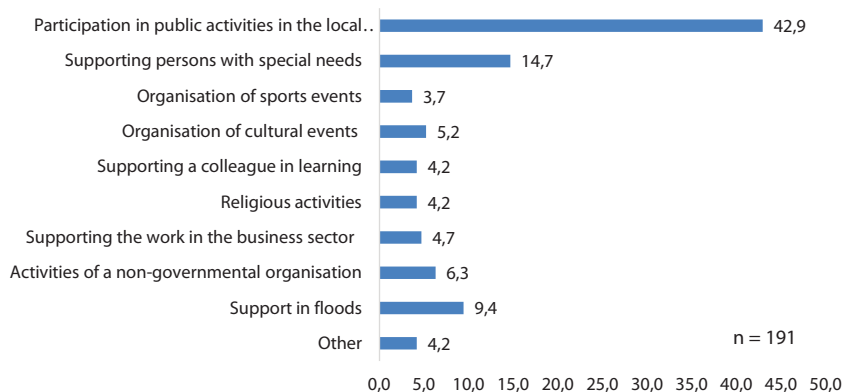
Graph 4.6. Percentage of youth who have volunteered in the past 12 months (%)



Jobs that a handful of interviewed young people volunteered at mostly relate to activities organized at the local level (42,9%). By linking behavioural features (such as volunteering) with the value system expressed by young people (Graph 4.1.), it is evident that young people ranked altruism 5th on the 1-8 scale. We assume that this ranking corresponds with presented results on the frequency of volunteering in the

past 12 months. Of the surveyed sample of 1000 young people, approximately every fifth person emphasizes the importance of altruism, while every fifth respondent has been engaged in voluntary activities. Besides all potential benefits of volunteer work experiences for youth, we may conclude that youth volunteering is insufficiently recognized by youth, and, as a consequence, not very well spread amongst youth. This is confirmed by results of a study on youth conducted in 2012, which states that the majority of young people have not been engaged in volunteer work experiences, and that only 10,3% of young respondents said that they had volunteered. The study cites as the main reasons for lack of volunteer experience the fact that "none of young persons were on the lookout for volunteer experience" (38,9%), "they did not have time" (15,9%), and "they are not sufficiently informed on volunteering and its opportunities" (15,9%) (Đipa and Fazlić, 2012). UNDP (2009) study identified the same obstacles to volunteering. The authors of this study state that potential reasons for low level of volunteering lie in historical and cultural nature of the notion of voluntary ("unpaid") work, as well as lack of information on volunteering, its advantages and disadvantages. Such findings are a good starting point for developing preventive activities in the field of volunteerism.

Graph 4.7. Type of youth volunteering in the past 12 months (%)



Value preferences of young people point to high level of self-awareness, sense of one's own integrity, strong orientation towards relations with family and friends, as well as willingness to commit to attainment of professional long-term goals. There are differences in grit levels between young people from urban and rural areas. The study reveals average level of young people's trust in other groups, in comparison to high level of trust in groups closest to the youth (family, friends, relatives). When it comes to a question of acceptance of certain social or ethnic groups as residents of the same community (that is, as neighbours), expressed level of tolerance towards all groups is average, while it is very low towards homosexual and Roma families. The study shows difference between respondents from urban and rural settlements in respect to their expressed level of tolerance towards aforementioned groups. Compared to the youth from rural areas, young people from urban areas are significantly more tolerant to the Roma, homosexual and families from the Arabian Peninsula. Indicators of social distance are quite high, with average values for all groups, except for respondent's proper group, ranging from two ("to permanently reside in my country") to four ("to be my colleagues at work"), which indicate that young people are willing to establish less direct contact with other groups. Study based on a total sample shows that social distance is the strongest towards Roma, Albanians and Chinese, while there is evidence of high mutual distance at the level of ethnicity in Bosnia and Herzegovina. The majority () of youth have never felt discriminated against on grounds of some of the features of their identity, while, out of respondents who felt discriminated against, the majority reported discrimination by reason of religious affiliation, economic status, educational level, and ethnic affiliation. Young people generally do not engage in volunteer activities.

Presented results on the values, social trust, as well perception of willingness to familiarize with other groups, all serve as indicators of social capital, as the generator and indicator of economic development

and political stability of particular community. Since, according to Putnam (2000, according to Šalaj, 2009), social capital appears in the bonding or bridging form, in this case, all aforementioned indicators show that BiH society is more characterized by bonding social capital, characterized by high trust among members of one's own group and close groups, and low trust towards non-members of these groups. Bridging social capital is mostly referred to as preferred value of a democratic society. This form of social capital implies heterogeneity of identities, and existence of significant level of trust in persons outside one's circle of familiar and close persons, that is, trust in people in general. "Networks, that comprise bridging social capital, surpass existing social, ethnical and political cleavages. Such networks are heterogeneous, and therefore open towards inclusion of great number of citizens" (Šalaj, 2009: 21). Such form of social capital "enables people to act collectively to produce social benefits, as essential elements of peace-building, reconstruction, poverty reduction and sustainable development" (World Bank, 2003: 4, according to UNDP, 2009: 18).

Even though causes of the state of (dis)trust and social distance among youth may be traced to socio-economic factors (armed conflicts, social transition, poor socio-economic situation, etc.), it may be assumed that reasons for such trend lie in deep divisions of the Bosnian-Herzegovinian society (Šalaj, 2009), through which young people construct their reality. If BiH society is committed to democratization and modernization, major stumbling blocks in the transition to democracy and modernity are reflected in the cognitive structuring of the living environment, living conditions and social relationships. In other words, the perceptions of youth (low level of readiness to establish relations, as reflected in trust and social distance) differ from real living conditions (illustrated by low level of discrimination). The hope lies in the fact that real needs and wishes of young people (expressed through their values) differ from their perception of the living reality, and that the current

status may change through intense process of meeting, bonding and working to achieve common goals (this process needs to be a subject of strategic, long-term and realistically implementable public policies that promote social integration of youth), with the aim of increase in bridging social capital, which generates economic development and political stability of the community. Such communities are prerequisites for settled and contented individual. Insofar as close relations are reported as the most important for youth, and insofar as young persons perceive their future as a goal to be achieved exclusively relying on one's own strengths, and support of the closest ones (family and friends), the process of transformation should unroll through these agents of socialization – that is, family and school.

5. Leisure, Lifestyle and Risky Behaviours

Leisure is considered as an important part of every person's life, and important aspect of socialization of people (in particular young people). Sociology and pedagogy are increasingly interested in the topic of leisure, considering it crucial since it delivers on three basic functions, namely: relaxation, entertainment, and personality development. Pedagogical literature defines the concept of "*leisure time*" as "the time that an individual fills and shapes according to individual's current interest, without any obligation and necessity" (Pedagogical encyclopedia 2, 1989: 353). Sociology defines *leisure* as time "beyond work, family obligations and physiological needs; time at the individual's disposal, to be used based on our preferences (...), that is, time for active rest, leisure, positive development, socialization, humanization and creative confirmation of one's personality. An important feature of leisure is not meaningless waste of time, but rather creative intellectual organization of time that remains at an individual's disposal after fulfilling all assigned tasks." (Previšić, 2000: 404).

The societal development, in particular development of (information-communication) technologies, has increased amount of leisure time at individual's disposal, in particular in regard to children and youth, to be used in a creative and useful way. Youth leisure, that is, time that is "set free" from school and / or family obligations, is extremely important for youth socialization, while it takes place in an informal setting, and happens more spontaneously. It is important to note that youth leisure unfolds in tune with their interests, while it is precisely these interests, or, consequently, their leisure activities that provide deeper understanding of their views of the world, society, life.. "Leisure time in modern society stands for the space and opportunity to interact in the processes of individualization, socialization and culturalisation; space for self-actualization and self-realization of personality" (Previšić, 2000:

405). "Free time is determined by the social status of youth, entirety of their life experience, developed habits, as well as individual needs and possibilities provided by the social environment. Hence, it is up to young persons whether they wish to spend their leisure time in a passive manner or in active leisure activities" (Vidulin-Orbanić, 2008: 21).

The question of young people's leisure-time choices is one of key questions for assessing quality of their everyday lives, as well as for understanding their needs, and their potential for development in the future.

It is especially important to note that leisure time is oftentimes associated with risky behaviours, such as alcohol consumption, risky sexual behavior and the like. Risky behaviors of young people frequently result from a series of causes and situations that young people face inside or outside their family, including various social, economic, and other factors. "The term "children and young people at risk" is, in the scientific and professional literature, mainly used as a "universal" term for persons who, during childhood and adolescence, exhibit various family, health, emotional, and educational problems, or certain forms of behavioural and personality disorder." (Bašić, 2000, in: Zloković and Vrcelj, 2010: 198). In the context of this study, risk behaviours of young people are extremely important indicators not only of young people's position and status in society, but also of general social context.

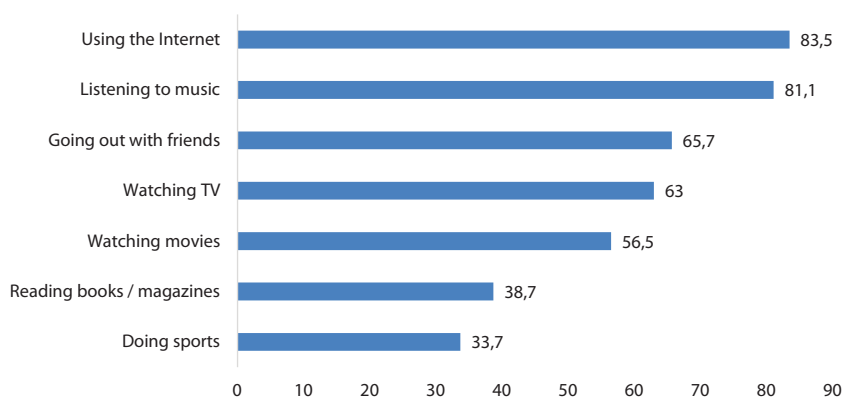
Leisure and lifestyle, as well as youth tendency to experiment with risky behavior, were explored in this study on youth in Bosnia and Herzegovina through a series of variables, and a set of seventeen questions, examining patterns of youth behavior and attitudes.

The results of the study show that 83,5% of young people frequently use the Internet, while 2,7% do not use the Internet at all. 94,2% of young people have permanent access to the Internet, while 5,8%

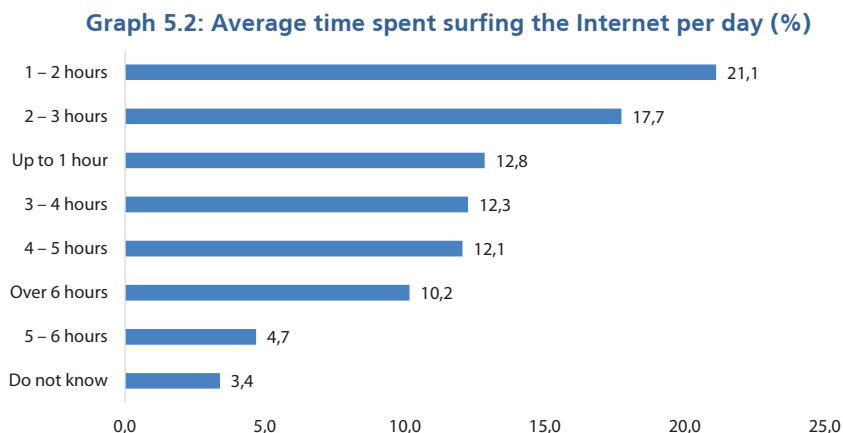
have no such access at all. Furthermore, 81,1% of young respondents often spend time listening to music, while 63% of the respondents often watch the television.

Graph 5.1.shows the ways in which young people spend their free time. According to the findings, young people spend their time involved in different types of media, that is, they spend more time interacting with information and communication technologies than socializing, or in sports activities.

Graph 5.1. The hierarchy of young activities during their free time (%)

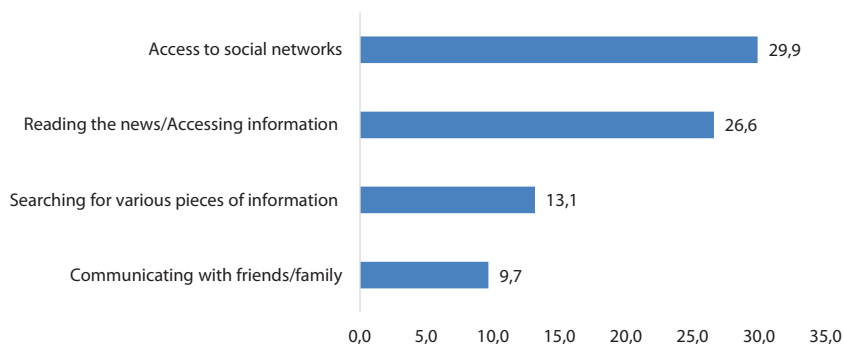


In regard to the amount of time spent interacting with information and communication technologies, 21,1% of respondents spend 1-2 hours a day on the Internet, 2-3 hours a day (17,7%), and over 6 hours a day (10,2%). Average time that young people spend surfing the Internet is 3,8 hours per day (Graph 5.2.)



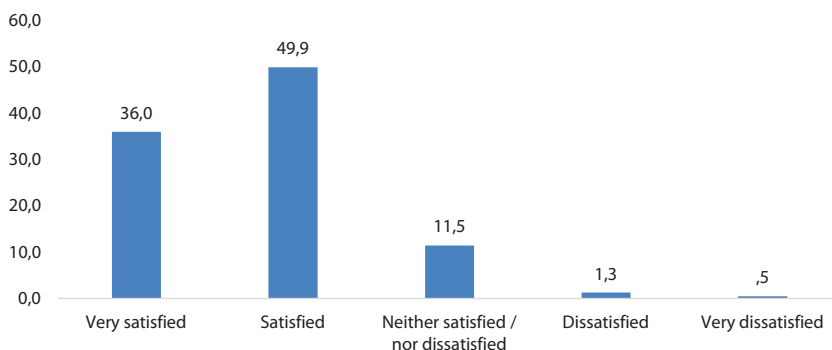
Young people use the Internet not only to become informed, but also to access social networks, such as Facebook, Myspace, LinkedIn, Google+ and others. 29,9 % of young persons use the Internet exactly for this purpose, while 13,1% use the Internet to search for information related to school, information that they find interesting, and the like, while 26,6% of young people obtain information via the Internet, that is, they read news online. It is interesting to note that 9,7% of young people use the Internet to communicate with friends, that is, relatives, which is presumed to be one of the consequences of the recent war, and the fact that large number of Bosnian-Herzegovinian citizens were forced into exile. Former studies (Turčilo, 2012) show that one of the dominant activities in the homes of the BiH citizens is using the Internet to communicate with displaced family members. In other words, connecting with relatives and friends who live abroad (diaspora) was among the primary reasons why Bosnian-Herzegovinian families started introducing Internet access at home. Nonetheless, it should be noted that virtual social networks help facilitate diaspora networking through the Internet, what certainly increases popularity of virtual social networks among youth.

Graph 5.3: Purposes of using the Internet among youth (%)



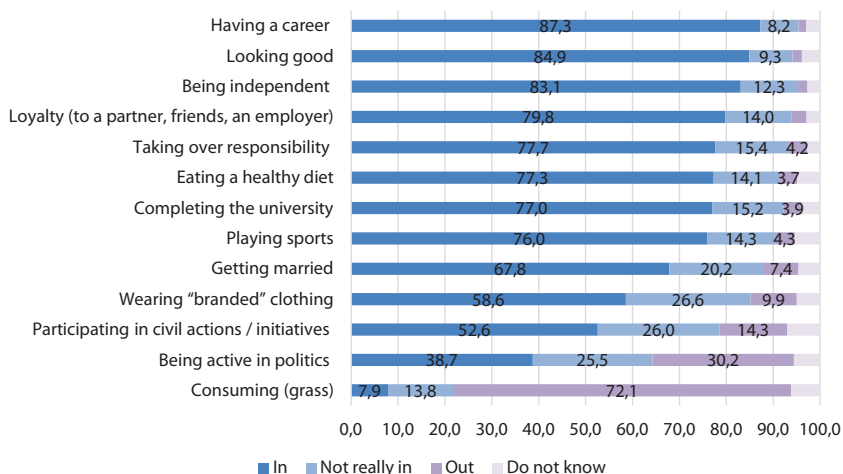
Even though 63% of young people reported watching the television often, the findings of the survey show that television is not the most dominant media for young people. In fact, 33,3% of young persons reported watching the television 1-2 hours a day, while 29,0% reported spending less than 1 hour a day in front of the television, as presented in the Graph 5.4. 5% of respondents do not watch TV at all, while 7% of them spend over 4 hours a day watching television. Young people spend on average 2,3 hours a day in front of the television. The survey on youth in Bosnia and Herzegovina, "Voices of Youth" from 2012 also shows that the Internet and television are the most important media (Voices of Youth, 2012). So, it may be concluded that there is a continuous trend of classic and newer / online media being dominant leisure activity of youth (besides using the Internet, listening to music, and watching movies, 38,7% of young people cited reading books and magazines in their leisure time, and this activity also falls under the use of media (higher percentage evident in the urban settlements - 60,9% of young people in urban areas often read books and magazines; reading books and magazines also depends on father's educational level ($\chi^2=52,83$) and educational level of respondents ($\chi^2=54,13$). Therefore, it can be concluded that media usage is one of the most dominant ways in which BiH young people spend their free time.

Graph 5.4: Average time spent watching television during the day (%)



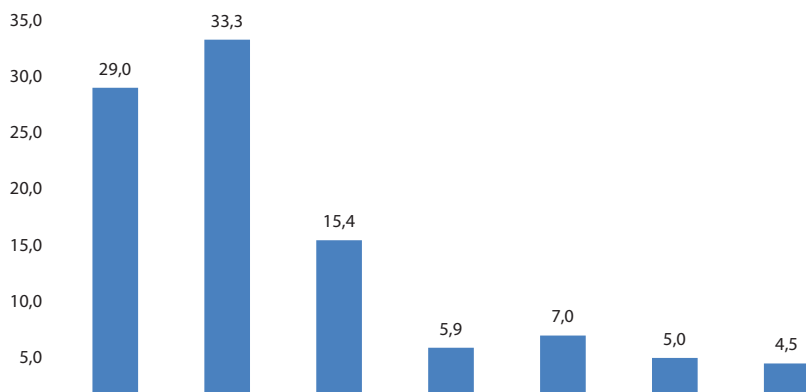
As noted above, youth attitudes and lifestyles suggest their needs and interests, besides pointing to the way in which they perceive the world, and act accordingly. Graph 5.5 shows young people's opinion on what is "in" or popular. Loyalty, responsibility, and independence rank high, but it is more popular to have career (87,3%), good looks (84,9%) or to be independent (83,1%). Active engagement in politics is not highly popular (38,7%), while wearing "branded" clothing (58,6%) or getting married is ranked higher on the scale (67,8%). Based on these findings it may be concluded that young people believe that accomplishment of personal interests and goals is more important than engagement in realization of common goals (such as civic actions 52,6% or political engagement). However, it may also be concluded that young people still cherish some traditional values, such as loyalty (to a partner, friends, employer 79,8%), taking over responsibility (77,7%) and getting married (67,8%).

Graph 5.5: Attitude of young people on what is “in” (%)



The fact that over one half of young people believe that wearing branded clothing is “cool” points to the fact that young people are under pressure to have or maintain a certain *body image*, as evident by “good looks” being 2nd ranked on the list. In this context, it should be observed that 49,9% of young respondents are satisfied with their looks, while 36% of them are quite satisfied. Only 1,3% of young persons are dissatisfied with their appearance, while 0,5 % of them are very unhappy about their appearance (Graph 5.6). Hence, at this point it may be concluded that young people in Bosnia and Herzegovina are not dissatisfied with their appearance, even though the aspect of body image is very important for them.

Graph 5.6: Level of satisfaction with one's appearance (%)

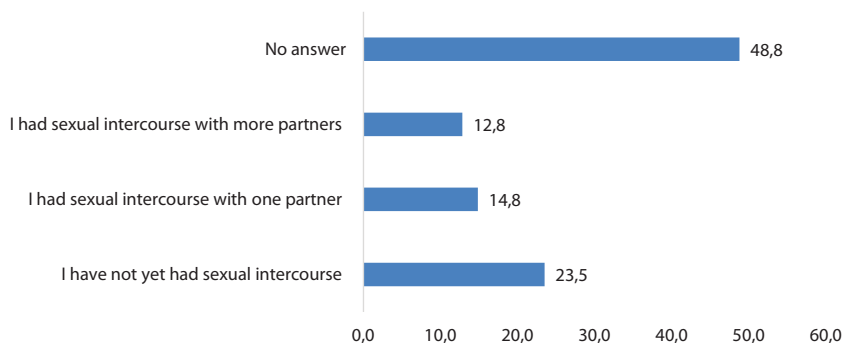


It is interesting that young people consider healthy lifestyle as popular, and data shows that these principles govern their conduct. Young people believe that healthy diet is "in" (77,3%) as well as playing sports (77%). Such attitude is likely a result of modern healthy lifestyle campaigns, or peculiar faddishness, and partly a result of their traditional values. In other words, 44,2% of respondents believe that alcohol is unacceptable, and 46,4% reported that they never drink. 71% of young people are non-smokers, 33,8% hold that alcohol is acceptable, while 13,3% of young persons believe that alcohol is required in order to belong to a certain society. Such youth attitudes, as well as their belief in popularity of good body image and wearing branded clothing, indicates the need for young people to be accepted in a society on the basis of certain external, manifested forms of behavior. On the other hand, it should be pointed out that 3,1% of youth drink alcoholic drinks every day, 5,7% of them drink a few times per week, while 15,5% do it on weekends. Drinking alcoholic drinks on a daily basis is a risk taking behavior, and it is more spread among man than women, in the age cohort 18-22. Hence, age ($\chi^2=58,37$) and gender ($\chi^2=59,24$) are key demographic characteristics significant for alcohol consumption among young people in Bosnia and Herzegovina.

Besides, 21% of youth smoke cigarettes or other tobacco products every day (out of which, 67,8% men, and 32,2% women), while 6,6% of young people occasionally smoke (of which 53% women). So, daily smoking of cigarettes or tobacco is more frequent among younger men, while younger women occasionally smoke cigarettes or other tobacco products. 39,5% of young people who consume cigarettes or other tobacco products are over 23 years old, while 38,9% of young people who smoke cigarettes or other tobacco products are aged 18-22. There are two statistically significant demographical features in respect to consumption of tobacco – age ($\chi^2=5,00$) and gender ($\chi^2=28,91$).

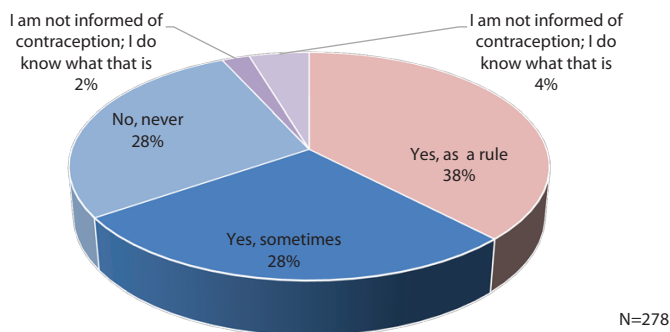
When it comes to sexual behavior of young people, 48,8% of them did not answer a question on their first sexual experience (Graph 5.7), while 23,5% of young people have not yet had any sexual relations, and 14,8% of them had sexual relations with one partner. 12,8% of young people had sexual intercourse with more than one partner. Sexual behavior of youth is directly influenced by age ($\chi^2=235,55$), educational level ($\chi^2=79,01$) and gender ($\chi^2=56,37$). 52,5% of young people aged 15-17 have still not had sexual intercourse. Besides, women make up larger percentage of young people who still have not had sexual intercourse (52,5%), while men make up majority of respondents who had sexual intercourse with over one partner (80,6%). These results point to still present traditional understanding of sexual relations, and a belief that having multiple sexual partners “befits” only one sex, and not the other. Presenting their views on refraining from sexual relations nowadays, 26,2% of young persons hold that it is valuable for both sexes, while 16,6% of respondents think that such concept is no longer fashionable. 34,2% of young people did not express opinion on this issue. A high percentage of those who do not want to talk about their first sexual experience, and their stance on sexual relations, indicated that, topic of sexual relationships is still considered a taboo subject amongst young people, at least when it comes to expressing one’s opinion on the matter.

Graph 5.7: First sexual experience of youth (%)



Among sexually active young persons, 38% of them use birth control as a rule, while there is equal percentage of those who sometimes use birth control, or never (28%). It is interesting that 2% of sexually active young persons are not informed of contraception, and do not know what birth control stands for (Graph 5.8). In this context, no statistically significant association was identified between socio-demographic features and use of birth control.

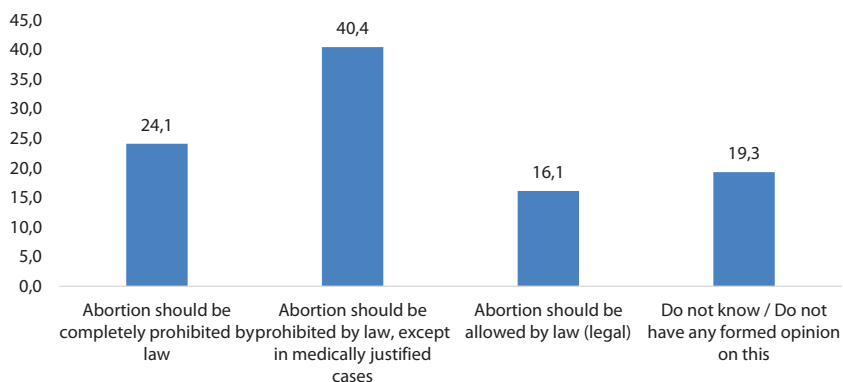
Graph 5.8: Use of birth control among youth (%)



Even though almost one half of respondents (48,8%) refused to talk about their first sexual experience, and 34,2% of young people had no opinion on refraining from sexual intercourse nowadays, young people

have no inhibitions about expressing their opinion about other two “sensitive” questions, such as abortion and acceptability / unacceptability of homosexual persons. 40,4% of respondents hold that abortion should be prohibited by law, except in medically justified cases, while 24,1% of young people believe that abortion should be completely prohibited by law (Graph 5.9). These survey results present extremely high percentage of young people who are against abortion (64,5% in two mentioned categories), even though it should be mentioned that youth in rural areas are for total prohibition of abortion, while those in urban areas are more prone to legalization of medically necessary abortions or to full legalization of abortion. Moreover, more men than women are supportive of total ban of abortion, as well as young people from rural areas (up to 2000 inhabitants). In this context, no statistically significant association was identified between socio-demographic features of age and educational level, and attitude towards abortion.

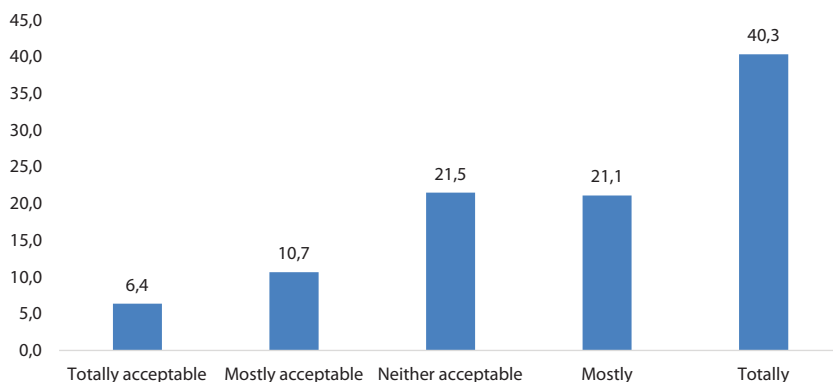
Graph 5.9: The views of young people on abortion (%)



When it comes to acceptability / unacceptability of homosexual persons, on a Likert scale in the interval from “fully acceptable” to “completely unacceptable”, 40,3% of young people expressed their opposition to homosexual persons, while 21,1% of them stated that

homosexual persons were mostly unacceptable. Total percentage of young people who expressed their opposition to homosexual persons is quite high – 61,4% (Graph 5.10). On the other hand, it should be observed that women are more tolerant towards homosexuals, that is, they consider homosexuals either as fully acceptable or mostly acceptable, while more man (60%) consider that homosexual persons are totally unacceptable. In this context, no statistically significant association was identified between socio-demographic features of age, size and type of settlement, and educational level on the one hand, and acceptability / unacceptability of homosexual persons, on the other hand.

Graph 5.10: Attitude of young people towards homosexuals and lesbians (%)



Summing up the results of research on leisure, lifestyle and risky behavior, it may be stated that young people in Bosnia and Herzegovina spend their free time in entertainment activities, in which process high percentage of youth spend their leisure time using media, with the Internet and virtual social networks being the most dominant means of obtaining information. Large majority of young persons have access to the Internet, and they spend almost 4 hours on the Internet per day. There is declining interest in television, and in reading, among the youth in Bosnia and Herzegovina.

The majority of young people believe that popular activities are those activities that meet their individual expectations and plans (to realize career, to have good looks, and to be independent are the first three priorities for youth). Such attitude results from their pragmatic orientation to themselves, rather than particular social community. Nonetheless, traditional values such as loyalty and responsibility are still among top five “popular” phenomena among young people in Bosnia and Herzegovina.

Marijuana, tobacco and alcohol consumption, as risk taking behaviours, are not massively popular among young people. So, 72,1% of young people believe that consuming marijuana in “out” or unpopular, while 71% of youth not consume tobacco, and 46,4% never consume alcohol. Still, 5,7% of young people belong to youth group particularly susceptible to high-risk behaviour, given that they consume alcohol several times per week.

Speaking of reproductive behavior, there is surprisingly high level of unwillingness of youth to openly talk about their sexual experiences, while the fact that, over one fourth (26,2%) of young respondents believe that abstaining from sexual activity is a positive virtue for both sexes - points to prevailing traditional views of youth on this matter. Over one fourth of sexually active young people (28%) fall into the risk category of young people, since they do not use any form of contraception.

On the issue of attitudes on “sensitive” issues, young people express significant level of intolerance towards homosexuals, and maintain conservative attitudes to abortion, indicating reluctance to accept this kind of diversity among young people in Bosnia and Herzegovina.

As commonplace in other societies, and as generally recognized in theory, leisure time of young people in Bosnia and Herzegovina is

conditioned by their social status, habits, as well as experience and gender, owing to the fact that difference between young people of different gender and age, as well as settlement type and size, is statistically significant in respect to their use of leisure time.

6. Politics, development and democracy

Young people's attitude towards politics and democracy requires special attention, since the study deals with specific social group, with particular and distinct political needs. Policies in the field of education, upbringing, entrepreneurship and employment particularly affect young people. Hence arises a question on youth involvement in shaping the policies that affect them. Besides, integration of young citizens in political life represents a foothold for development of democracy, as well as a guarantee for democratic future of the country. This part of the study will explore current attitudes and interests of young people towards politics and democracy, in particular shape and scope of political participation, and youth expectations regarding economic growth.

Democracy is neither stable nor unchanging category of social and political life. Democracy is re-created through attitudes, experiences and activities of each generation which has to fight to preserve and promote its values. Today's BiH youth grew up in a democratic society. They have no experience of the autocratic regime of the socialist Yugoslavia, which shaped political attitudes of the older generation, as well as attitudes of the majority of elected political representatives. Among the respondents born between 1987 and 1999, the oldest respondents were only four years old when the previous regime collapsed. Hence, the only political experience of today's young people in Bosnia and Herzegovina is democratic. Concurrently, their political experience is marked by democratic transition and unfinished consolidation of democracy, that consists of four mutually complementary levels: (1) constitutional consolidation, (2) representative consolidation, (3) consolidation of behaviour of political actors, (4) consolidation of civil culture and civil society (Merkel, 2007: 416-417). Drawing on the work of Merkel, with an insight into Bertelsmann's Transformation Index, one may follow democratic consolidation of Bosnia and Herzegovina in the last ten years. The BTI report primarily

shows serious deficiency in consolidation at all four levels, and absence of any progress in consolidation of democracy in the period 2008-2014 (Bertelsmann Transformation Index, 2014).¹⁷ The process of growing up and political maturation in such “defective democracy”, characterized by societal neglect towards the needs of young people, has a considerable impact on the shaping of political behaviour. At the same time, it creates the need for redefining democratic engagement of young people, in order for them to alter their proper democratic reality. For these reasons, it is necessary to study the attitudes of young people towards democracy, since the future of democratic system in Bosnia and Herzegovina depends on the youth of this country.

It is especially important to emphasize the role of political participation in shaping democratic awareness and strengthening the democratic system. There is almost universally accepted view that without substantial political participation of citizens one can not speak of a democratic regime (Dahl, 1989; Tilly, 2007; O'Donnell, 2010; Przeworski, 2010; Munck, 2011; Merkel, 2004). Participation through democratic institutions and practices is particularly important for young people, in order for them to develop awareness of democratic values and general repertoire of political action. Norris (2004) argues that recent decades saw a change in the form of political action of youth, while the scope of political activity remained the same. Young people are less willing to participate in civic actions oriented towards democratic decision-making (elections, engagement through political parties, membership to social organisations). Yet, young people manifest their political participation through subject-oriented action directed at shaping public policies (petitions, protests, consumer activism). Accordingly, it is not sufficient only to analyse voter turnout rates and political parties' membership, since these statistics provide only a partial picture; such perspective

17 Author's calculation according to the template from Merkel, 2004.

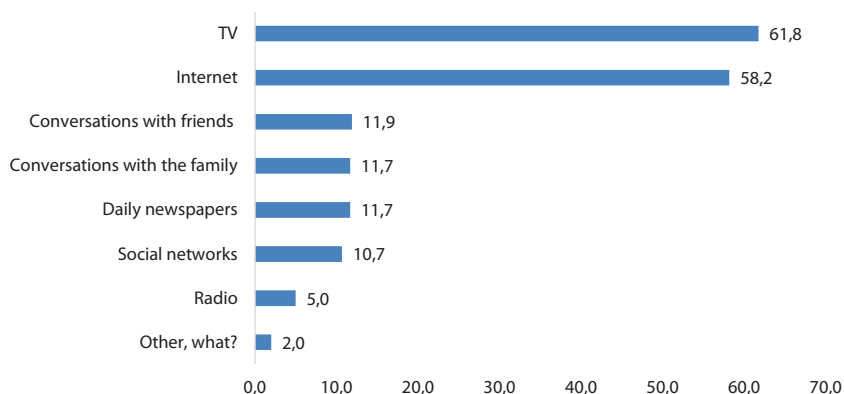
underestimates engagement through contemporary political participation, characterized by changing contours and non-formal membership modes (Norris, 2004). A study on youth and democracy asserts these findings. In a society in which young people feel marginalized from the political processes, youth in many European countries engage in different forms of democratic activities to make their voices heard; primarily through demonstrations against certain public policies. Political engagement of young people becomes more personalised, individualised and informal, thus reflecting their proper political interests (Council of Europe, 2013).

Concurrently, today more than ever, young people in Bosnia and Herzegovina are part of global communication networks, and, hence, better informed about political developments in the country, the region and the world. Compared to prior generations, young people today can communicate and discuss in much easier manner using digital technologies, and hence, also discuss on political events. On the other hand, even though youth are well informed, they show much less interest in politics, including discussion on politics, and are less politically involved compared to prior generations.

The youth do not express great interest in political events, regardless of whether we talk about global politics, the politics in the Balkans, Bosnian-Herzegovinian or EU politics. Between 47,8% and 54,4% of respondents are not interested or not interested at all in political events, depending on the scale of political events. Young people express greatest interest in BiH politics, followed by EU politics, while there is less interest in the Balkans and world politics. Respondents are differentiated primarily by age (values χ^2 from 38,04 to 46,19) and their level of education (χ^2 from 56,42 to 82,03). Thus, older young people with higher education level are more interested in political events on all scales, as expected.

Young people access most information on political events through the TV and the Internet, while over 85% respondents use the Internet and TV as the primary information source. Since respondents were offered the option of giving multiple responses, percentages in the Graph below illustrate cumulative selection of the information source on political events. Age of the respondent is the primary factor that influences respondent's selection of the political information sources ($\chi^2=42,53$). Respondents aged 15-22 use the Internet above average to search for political information. Unlike younger respondents, the respondents aged 23-27 use television as much as the Internet as means of obtaining information on political events.

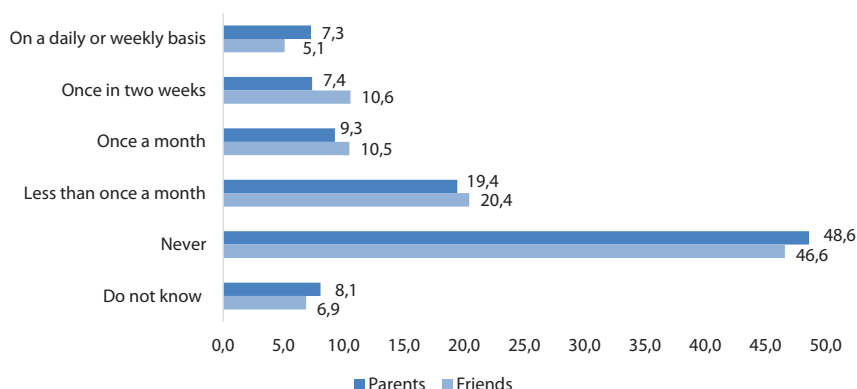
Graph 6.1: Rating-scale of sources of information about political events (cumulative, %)



The study results show that young people very rarely discuss politics with family or friends. The majority of youth, almost one half, do not at all discuss political events with their relatives, while percentage of respondents who discuss politics on the daily basis is the lowest. While there is no evidence between respondents in respect to frequency of political discussions with parents, the survey reveals difference in respect to political discussions with friends. In this way, political discussions with

friends increase with age ($\chi^2=55,63$), higher level of father's education ($\chi^2=43,96$), urban-type settlement ($\chi^2=46,74$) and one's educational level ($\chi^2=54,99$). These findings may be attributable to the age cohorts growing up, and to construction of collective (generational) views on social and political phenomena.

Graph 6.2: Frequency of youth conversations about politics with family and friends (%)

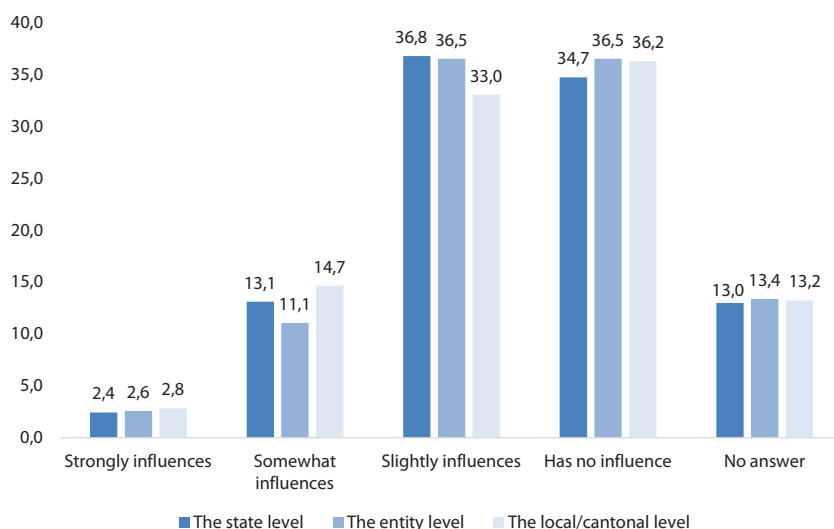


In respect to one's positioning on the scale "liberal-conservative", or regarding one's political (party) belief on the scale left-right, young people tend to have problems with understanding these categories, and positioning themselves on the scale. As many as 32%, or 42% of young respondents, did not know to position themselves in the offered categories. The majority of young people who positioned themselves on both scales were the ones who took a neutral stance towards the categories of political attitude and belief (21,3%, that is, 24%). Political categories 'liberal-conservative' and 'left-right' do not mean anything for large number of young people; hence, their attitude towards politics is indifferent to this form of classification. Moreover, young people have hard time defining whether their political attitudes and beliefs correspond the views of their parents. In this way, over one third of respondents

(35,4%) do not know how to evaluate concordance between their political attitudes, and those of their parents. Although large number of respondents consider that one's political attitudes mostly coincide with those of their parents (30,6%), significant percentage of young people believe that their views do not match (12,7%).

On the issue of political participation, it is primarily important to take note of the engagement of young people through classical repertoire of political participation, such as voting in election. With the exception of respondents who did not have the right to vote, and those who did not know the answer to the question, the highest percentage of young people voted in all elections or in majority of them (total 40,6%). On the other hand, considerable number of young people have never voted (36,4%) or they voted in small number of elections (23%). There is no statistically significant difference with respect to any of the features; it is a matter of relatively homogenous behaviour of Bosnian-Herzegovinian youth. Young people are quite passive with regard to classical political engagement; these findings coincide with prior detailed study of this issue (Puhalo and Perišić, 2013). On the other hand, the majority of young persons hold that their voice has little or no influence on the way the government governs, regardless of the level of the government in question. Relatively low voter turnout in elections may be correlated with young people's belief that their votes can not significantly influence political practices.

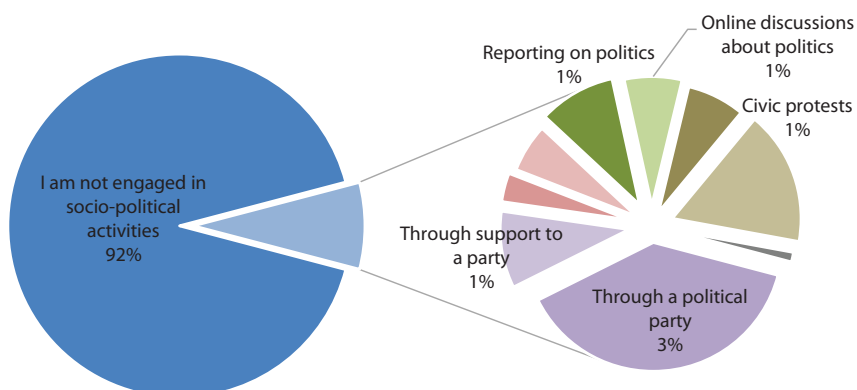
Graph 6.3: Perception on the impact of votes on governance practice at different levels of government (%)



It is very important to study political engagement of young people that goes beyond voting in elections, and that, besides civic-oriented action, includes subject-oriented action directed at shaping public policies. Cumulative percentage of youth engagement in social and political activities is, in the least, devastating. Even 92,9% young people have not been engaged in any social and political activities. Politically engaged participants opted for classical political participation: political parties (3,2%) and pre-election campaigns (0,8%). Subject-oriented action was channeled through civil protests (1,4%), media coverage on politics (0,8%), and online discussions and civic activism (0,6%). Such low percentage of political engagement of youth attests very weak identification of youth with the existing political system, institutions and types of political activity, as well as marginalisation of the needs of young people in public policies. However, it does not attest their attitude that they may change the political system through their political action. Furthermore, young people do not believe that their peers,

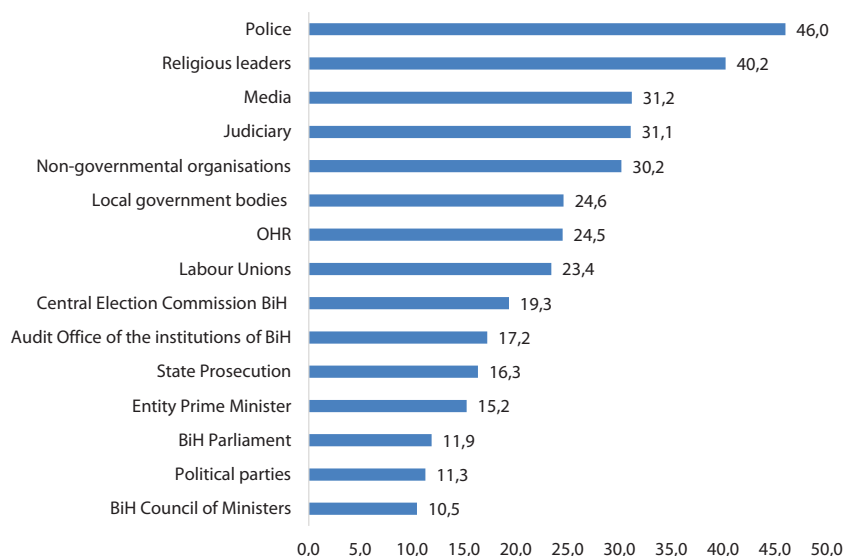
who are active in politics, are able to represent their interests. Only a small number of respondents feel that their peers represent them very well (1,1%) or somewhat well (20,2%) politically. The majority of respondents feel slightly (30,5%) or not at all (29,1%) represented, while significant number of respondents was not able to assess their level of political representation by peers (19,1%).

6.4: Involvement in social and political activities (cumulative, %)



The study results show generally negative attitude of young persons towards politics, and low lever of trust in public institutions in Bosnia and Herzegovina. There is particular distrust toward political institutions, such as BiH Council of Ministers, political parties, BiH Parliament, the entity prime ministers). Religious leaders and police, situated outside the political sphere, are the only two organisations which generate certain level of trust among youth.

Graph 6.5: Rating scale of trust of young people in the institutions (graph shows cumulative degree of distribution – full trust and general trust) (%)

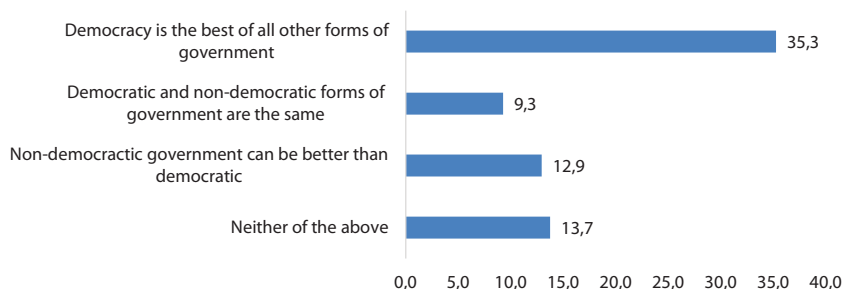


Ultimately, it is to be expected that very limited political engagement of young people in Bosnia and Herzegovina, as well as low level of trust in political institutions, results in evident dissatisfaction with democracy in Bosnia and Herzegovina. The largest number of young people are ambivalent toward the degree of democracy (45,3%) while 18,4% of respondents are very satisfied or mostly satisfied, and 36,3% very dissatisfied or mostly dissatisfied. There is statistical difference between youth of different ethnic affiliations in respect to this question ($\chi^2=36,67$).¹⁸ In such a manner, Croats are very satisfied or generally satisfied with the degree of democracy in Bosnia and Herzegovina (28,2%), Serbs are more ambivalent (51,5%), while Bosniaks are largely dissatisfied (40,9%). Young people's attitude towards democracy in Bosnia and

¹⁸ It is important to emphasize that ethnic affiliation relates to Bosniaks, Croats, and Serbs, while the Others and those who did not response were omitted, due to very low number of respondents from these categories.

Herzegovina does not illustrate their view of the democracy as a form of governance. In fact, the highest percentage of youth hold that democracy wins out over other forms of governance. On the other hand, significant percentage of young people have no opinion on this matter, or refuse to answer (in total 42,5%). It may be assumed that democracy does not mean much for youth, and that there is youth indifference towards a form of governance in the country in which they reside. The survey results on this question also show significant statistical difference between youth of different ethnic affiliations ($\chi^2=79,14$). While a relatively high percentage of young Serbs do not know the answer or refuse to answer (56,2%), young Croats believe that democracy is better than other forms of governance (59,7%), and higher percentage of Bosniaks hold that non-democratic forms of governance are the same as democracy, or better (26,6%).

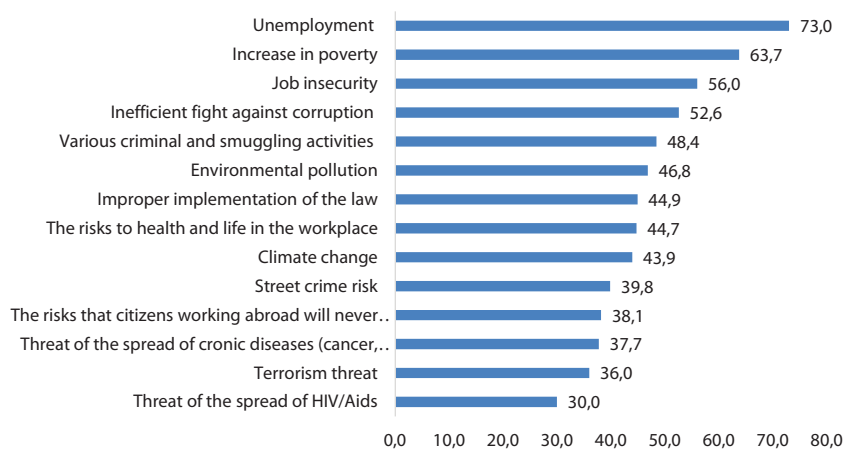
Graph 6.6: View of democracy as a form of governance (%)



The problems perceived by young people serve to point to the need for and importance of certain public policies, with particular emphasis on problems considered as very disturbing. Young people have rather explicit attitude about problems in Bosnian-Herzegovinian society: the biggest problems are of socio-economic nature, and they relate to unemployment and poverty. This is understandable, given continuous high degree of unemployment among youth, poor socio-economic status of the BiH citizens on the regional scale, and consequences of the

recent economic crisis. This position reflects the attitude of the majority of BiH citizens on political priorities. Among other problems one may single out criminal actions, where young people are mostly concerned about corruption and smuggling, as well as environmental pollution. The study findings show relatively homogenous perception of the group of respondents, and there are no statistically significant differences on any grounds.

Graph 6.7: Rating-scale of perceived problems of the BiH society (modality - very disturbing) (%)



Lastly, one may state that young people have a relatively positive attitude towards economic development in Bosnia and Herzegovina, since majority of young people expect that the situation will significantly or somewhat improve over the next 10 years (44%). Only 17,2% of young people believe that the situation will get worse, while large number of respondents hold that there will be no dramatic changes in the future (32,3%). Such attitude is characteristic of young people; it is conditioned by positive projections of their own future, as well as belief that, in the next decade, there is "enough time" for effectuation of economic changes, and personal achievement.

This study largely reaffirms the results of prior studies on youth attitudes towards politics and democracy in Bosnia and Herzegovina. In this way, the study titled *"Voices of youth"* (Đipa and Fazlić, 2012) shows that only 16,8% of young people are interested in politics. According to our study, young people's interest in politics depends on the scale of political events. Hence, 15,1% of young people are interested in world politics, and 25,8% of respondents are interested in politics of Bosnia and Herzegovina. The study titled *"Towards a Youth Policy in FBiH"* (Halimić, Koštrebić and Neimarlija, 2013; in continuation *"Youth in the FBiH"*), shows rising political interest of youth as they grow older, and the same is validated in our study. Even though the *"Youth in the FBiH"* study poses different question on voter turnout than our study, hence disallowing direct comparison of the results, both studies (*"Voices of Youth"* and *"Youth in the FBiH"*) cite between 55% and 60% of voter turnout for youth; these findings correspond to the findings of our study. Both studies say that young people have no influence on political decision-making: 67% of such respondents are reported in the *"Youth in the FBiH"*, which is close to our percentage between 69% and 72% (depending on the government level), while even 87% of such respondents were cited in *the "Voices of Youth"*. In the end, both studies assert low level of youth political engagement. In particular, the *"Voices of Youth"* quote that between 89% and 95% of young people have not at all participated in various political activities in the recent period (for instance, getting in touch with a politician, attending a public meeting, signing a petition, collecting signatures, joining a protest, discussing politics on the Internet, writing an article, joining a public discussion, attending a gathering of the local community). Total percentage of 92,9% of politically inactive young persons confirms these results. In contrast to the prior studies, this study examines, in more depth, different sources of information that young people use to learn about political events, as well as youth attitudes towards democratic form of governance.

We may conclude that combination of political and social context (that is, combination of democratic transition, supremacy of the political elite, and poor socio-economic development), and specific generational experiences of young people result in distinctive patterns of political behaviour. Particularly significant in this context is notable exclusion of young people from nearly all forms of political participation, as well as social and political activities. However, given rather explicit attitude about problems in the Bosnian-Herzegovinian society that public policies should deal with, one can not talk about political apathy among the youth people. Their socio-political abstinence is primarily a form of protest and revolt against the political system that has been marginalizing them at every step. However, there are more effective forms of informal political action and social protest than abstinence, which, on top of it all, encourage the emergence of democratic values among young people (for example, protests and civic engagement). Alternative forms of political participation and subject-oriented political action may be introduced to youth people through greater focus on political education within the school curricula. Moreover, in such way, young people may be incited to conceive of democracy in the way they wish to establish it themselves.

7. Bosnia and Herzegovina and the European Union

European Union is the most powerful and the richest regional organization in the world, with its headquarters in Bruxelles. The European Union is a union of 28 member European states. The Union represents entirely new form of association of countries, which combines elements of conventional non-governmental organizations, and confederal and federal forms of political organization, depending on the segment of joint action in question. Owing to particular complexity of the EU constitution that combines the rights, duties and authority of the member states, with the rights, obligations and mandates of the institutions of the Union, the most appropriate term for the organization is *sui generis* political-economic entity of post-national character (Džananović Miraščija, 2008).

The *acquis communautaire* represents the functional basis and the most important characteristic of the EU. It is the single market established on the basis of complex system of rules and regulations, which are implemented on the territory of all member states, with guarantee of the four freedoms - free movement of goods, capital, services and people. Common market was established through the customs union, unique currency (for 18 member states), common agricultural policy and common fisheries policy. Political activities of the EU are also present in all other segments, from health care, through environmental protection, to foreign and security policy.

During nearly six decades since its establishment, the EU has grown from the Community of six countries into the economic and political force that not only dominates the European continent, but also plays a very important role on the global scene. With 28 member states that cover an area of 4.381.376 km², and with over 506 million citizens, the European Union has average per capita income of roughly USD 27.000. Such

transformation would have been impossible without continuous enlargement policy in the frame of which, original Community of six Member States was joined by 22 member states¹⁹, through seven rounds of enlargement.

The largest and most complex enlargement took place in 2004, when the Union was joined by ten states. With the exception of Cyprus and Malta, all other countries belong to the Central and Eastern Europe, and they have gone through a difficult period of post-socialist transition. Since 01 July 2013, the Republic of Croatia became the most recent – 28th – member state. With this enlargement, the longest land border of Bosnia and Herzegovina practically became the border with the European Union.

The EU enlargement policy currently encompasses seven countries, with prospect of full EU membership, including Bosnia and Herzegovina. While Albania, Montenegro, Macedonia, Serbia and Turkey were granted candidate status, Bosnia and Herzegovina²⁰ and Kosovo²¹ are potential candidates for membership.

19 1973.-Denmark, Ireland and the United Kingdom; 1981. – Greece; 1986. – Portugal and Spain; 1995. – Austria, Finland and Sweden; 2004. – Czech Republic, Estonia, Latvia, Lithuania, Cyprus, Hungary, Malta, Poland, Slovakia and Slovenia; 2007. – Bulgaria and Romania; 2013. – Croatia;

20 Bosnia and Herzegovina acquired this status in 2008, by signing the Stabilisation and Association Agreement (SSA) with the EU, and by entering into first contractual relation with the EU. However, the SSA has not yet entered into force as Bosnia and Herzegovina has not meet two basic conditions for SSA entering into force, that is, implementation of the Sejdic-Finci ruling of the European Court of Human Rights, and establishment of the effective coordination mechanism on EU matters. A whole series of negative annual progress reports, in which the European Commission assesses the progress of each country within the enlargement context, testifies to halt of the integration process in Bosnia and Herzegovina. Currently a temporary agreement is in force, as one part of the SSA, that largely deals with trade and transport between BiH and the EU. The only progress of Bosnia and Herzegovina on its EU path since 2008 is evident in visa liberalization for citizens of BiH, that has been in force since December 2010. However, visa-free regime for Bosnia and Herzegovina came into force with one-year delay compared to other parts of the region.

21 The independence of Kosovo was not recognized by five EU Member States (Greece, Cyprus, Romania, Slovakia and Spain). Bosnia and Herzegovina also did not recognize Kosovo

Although EU membership is not one of the issues that draw much public attention, BiH membership to the EU is one of few political issues on which there is consensus at the national level. The progress of BiH on the EU path is, declaratively, an indispensable priority according to the speeches of the politicians. Moreover, it is an integral part of the political platforms of all major political parties in Bosnia and Herzegovina. Moreover, no relevant political entity went on record as opposing BiH membership to the EU. As for the BiH citizens, judging from the results of the 2008 Public opinion survey commissioned and published by the Directorate for European Integration (DEI), there has been continuous very high support to the BiH membership to the EU.²² The survey conducted in the beginning of 2014 shows that 85% of surveyed citizens support the EU accession. 90% of respondents from the Federation of Bosnia and Herzegovina support the EU accession, and around ¾ of respondents from Republika Srpska. Out of 14% respondents that do not support BiH accession to the EU, the largest percentage comes from Republika Srpska, around 25%, or one fourth of respondents from this Entity. Moreover, large majority, that is, over 85% of surveyed citizens in Bosnia and Herzegovina have positive attitude towards the EU. Their analysis of results shows that largest percentage of negative perceptions about the EU come from the RS, with slightly over ¼ of the respondents.

The following data provide a slightly different image. The young people in the study reveal themselves to be sceptical of the BiH accession to the EU. 55% of respondents express their general or full support to the EU accession. The EU membership is not supported (generally or fully) by 19% of the respondents, or, almost by one in five respondents.

22 More information available at: http://www.dei.gov.ba/dei/media_servis/istrazivanje/default.aspx?id=1905&langTag=bsBA&template_id=120&pageIndex=1 – accessed on 28.12.2014.

Slightly over one quarter of respondents (26,1%) have no explicit attitude on the question, or do not know the answer.

The analysis of respondents by structure of ethnic affiliation attest the same trends revealed by the survey of the Directorate for European Integration – young Serbs express the least support to the EU membership of BiH. Namely, 31,7% Serbs fully or generally support BiH membership to the EU. More precise analysis of the percentage of young people of other ethnic affiliations who are supportive of the BiH accession to the EU is quite dramatic – almost double the number of young Croats support BiH membership to the EU (57,3% express full or general support), while there is even twice as high number of young Bosniaks who support the EU membership (66,5%). In this sense, the report points out to statistically significant differences between different respondents of different ethnic affiliations ($\chi^2=154,54$), with young Serbs in all age groups disagreeing with BiH membership to the EU.

Chart 7.1 Agree or disagree with BiH accession to the EU– ethnic affiliation of young people (%)

Ethnic affiliation	Agreeing or not agreeing				
	I fully agree	I mostly agree	Neither agree nor disagree	I mostly agree	I completely disagree
Total	25,0	30,0	21,4	9,6	9,4
$\chi^2=154,54$; df=10; p=.000					
Bosniak	31,9	34,6	17,6	8,1	6,4
Croat	24,2	33,1	33,9	5,7	0,8
Serb	11,0	20,8	24,1	13,1	19,3

It is worth noticing somewhat surprising result that indicates that the EU membership support is significantly higher among young people in rural areas (63%) than among urban youth, which is less than one half of respondents (48,4%). In this case, one of statistically significant

associations was the modality *I fully agree*, which was mostly chosen by respondents from the rural areas ($\chi^2=30,21$). Even though one of possible explanations for these findings may be young people's associating the EU with greater support to the agricultural development, through Common Agricultural Policy, the study results on the degree of awareness of young people about the EU, to be discussed further below, exclude such possibility.

Although the level of youth support to the EU membership is lower than expected, a credible majority of young people recognize the advantages of potential BiH accession to the EU, as evident in the following graph:

Graph 7.1 Young people's view on desirable benefits of joining the EU
(arithmetic mean; 1- I fully agree up to 4 – I totally disagree)



Young people are particularly optimistic about higher employment opportunities, greater opportunities to travel and make friendships, as well as more opportunities for better and higher quality education. Once more, the study reveals statistical difference between respondents of

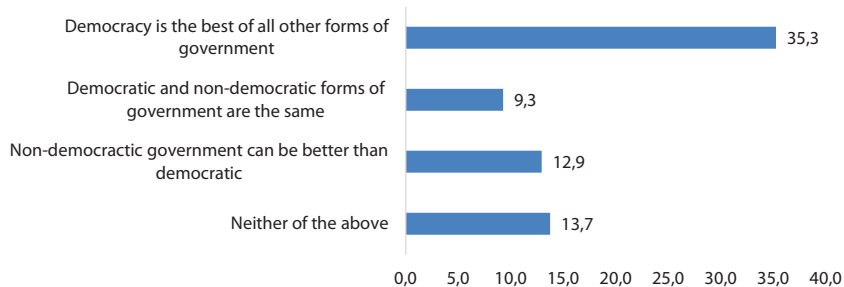
different ethnic affiliations ($\chi^2=154,54$); that is, young Serbs were the largest group that expressed disagreement with benefits of the EU accession for Bosnia and Herzegovina ($\chi^2=27,15$ up to $\chi^2=123,98$). The survey of the BiH Directorate for European Integration established that job creation had been identified as the greatest benefit from the membership in the European Union. In this sense, the perceptions of young people do not differ much from the perceptions of the population as a whole; this is not surprising, given that unemployment is one of the greatest problems in Bosnia and Herzegovina, and that the unemployment rate in Bosnia and Herzegovina is the highest in Europe. After all, almost 1 of respondents in this survey (73,0%) recognized unemployment as the greatest problem in BiH (Appendix G1). In these terms, it is necessary to go back to the findings in the previous chapters – the willingness of almost one half of young respondents to move to another country (49,2% according to responses to the question D2a.), and the fact that over one half of young people (31%) would do so in order to improve one's living standard (Appendix D5). Extremely high percentage of conviction (totally and generally) that EU is linked to higher employment opportunity (83,6%) and the higher living standard of people (77,8%), affirms that young people in Bosnia and Herzegovina perceive BiH membership to the EU as an instrument for resolving the most important problems in the country.

It is interesting that socio-cultural components of linking EU with social benefits are perceived as highly desirable. High percentage of respondents connect the EU with improved environmental protection, and protection of human and minority rights. Moreover, young persons hold as extremely important the fact that the whole region is interested in the EU membership. Such attitude is compatible with the attitudes of 1 of the respondents in the BiH DEI survey, who hold that the EU accession progress made by the neighbouring countries on the EU accession path will exert positive impact on BiH. Responses, that were classified by ethnic structure of the respondents, point to the trends presented

under the first question. Namely, young Bosniaks largely hold a favourable opinion of the EU, as well as young Croats, to somewhat lesser percent, while the percentage of young Serbs who associate positive attributes to the EU is the lowest. Still, over 1/3 of the young Serbs, and, in some aspects, even over “ of young Serbs mostly recognize positive aspects of the EU integration process.

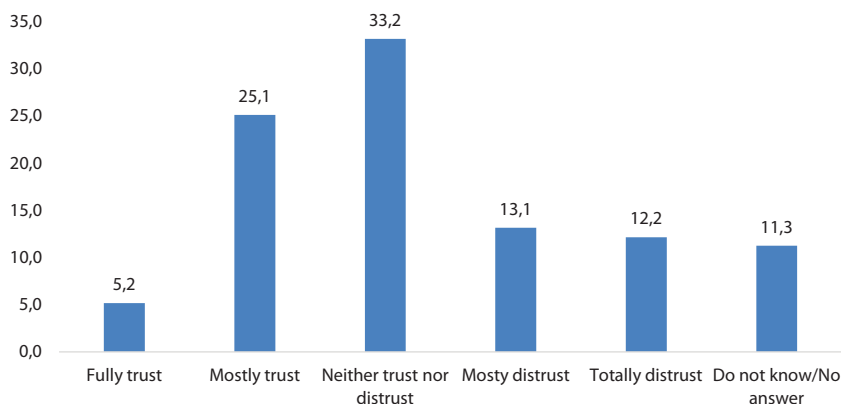
The results that relate to undesirable consequences of the EU integration process are consistent with previously expressed optimism. While almost one half of respondents were totally or mostly concerned with the socio-economic consequences of the EU accession (economic exploitation of BiH, restrictions on the economic development and dependence on the developed European countries), only slightly over one third of respondents were concerned about jeopardizing the sovereignty of Bosnia and Herzegovina, and national identity of all its peoples. Both groups of respondents (pro-EU and against-EU accession) express twice as high percentage of moderate attitudes (mostly agree or mostly disagree) than resolute attitude (strongly agree or strongly disagree), as presented in the following graph. It is important to note that, in this category of questions, there is greater balance among responses of young people of different ethnic affiliations.

Graph 7.2 The perception of young people on undesirable consequences of BiH joining the EU – fully and mostly agree (%)



The issue of trust in institutions in general, then also in the EU institutions, forms the basis of legitimacy of each social order. It is curious to compare the data on the trust in the EU institutions with the data on the trust in domestic political institutions, collected in response to the specific question (Appendix, F 10).

Graph 7.3 (Dis) trust of young people in the EU institutions (%)



The largest number of respondents, namely one third, neither trust nor distrust the EU institutions. A very low percentage of the respondents fully trust the institutions (5,2%), while the percentage of those who totally distrust the institutions is twice as high (12,2%). However, when we take cognizance of the fact that, based on the study findings, the EU is on the 4th place in respect to full trust in its institutions, behind religious leaders (8,4%), police (8,2%) and public administration bodies (5,7%), and ahead of all other institutions in the country, the results may seem less dramatic. Nevertheless, in the end, the percentage of those who trust the EU institutions (fully trust or mostly trust) (30,3%) is somewhat higher than the percentage of those who distrust the EU institutions (25,3%). The study results show difference in attitudes among various ethnic groups in respect to this question. Young Croats make up higher percentage of respondents who trust the EU

institutions (fully trust and mostly trust, 43,6%), young Bosniaks trust the EU institutions to a somewhat lesser degree (36,8%), while dramatically low levels of trust in the EU institutions were expressed by young Serbs (12,4%). Young Croats, Bosniaks and Serbs who neither trust nor distrust the EU institutions actually have similar views on this issue. In respect to (dis)trust in the EU institutions, there are statistically important differences between respondents of different ethnic affiliations. The results show that Bosniaks trust EU institutions the most ($\chi^2=93,57$).

Trust in the EU institutions is closely associated with the level of education of respondents, but this correlation does not favor the EU support issue. Out of the total number of respondents who fully trust the EU institutions, there are no respondents with master's degree or PhD, while exactly this category of respondents make up the largest percentage of those who "neither trust nor distrust" the EU, as well as the largest percentage of those who did not reply or did not know the answer. The level of knowledge and awareness about the EU may be linked to pronounced scepticism, in regard to increase in dissatisfaction with the European Union, and current debates on the future of the EU among the member states.

The responses, which are classified according to the age structure of the respondents, show that the youngest respondents express the lowest level of trust in the EU institutions, with one third of respondents (34,3%) fully or mostly trusting the EU institutions. On the other hand, over 1/3 of the oldest respondents (35%) are undecided (neither trust nor distrust).

Chart 7.2. (Dis) trust of young people in the EU institutions – age and education level (%)

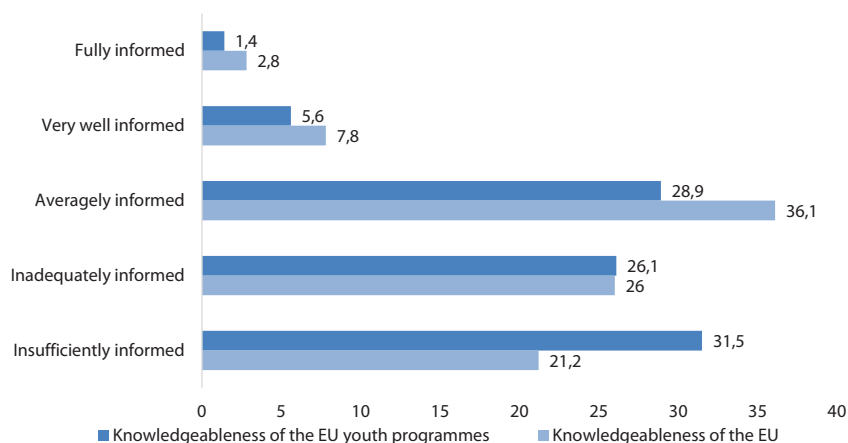
	(Dis) trust				
	I fully trust	I mostly trust	Neither trust nor distrust	I mostly distrust	I totally distrust
Age cohort					
15 – 17	7,4	26,9	27,3	9,3	12,5
18 - 22	4,6	23,8	25,4	35,0	14,4
23 – 27	4,5	25,4	35,0	14,4	11,8
Educational level					
(Un)completed primary school	5,3	30,3	30,3	9,0	11,2
Three-year secondary school	7,9	22,9	36,4	13,6	12,9
College	5,3	23,9	32,8	13,2	12,2
MA or PhD	3,5	24,9	34,1	15,6	13,9

Notwithstanding the fact that over one half of respondents support accession of Bosnia and Herzegovina to the European Union, and have very positive perception of the EU membership, substantive lack of trust of the young people in the EU institutions may become a serious obstacle on the path to EU membership.

The study reveals disconcertingly low level of knowledgeable-ness of the young people about the European Union. Less than 10% of the respondents in both categories consider themselves as being extremely well or very well informed, while over one half of respondents believe themselves as insufficiently and poorly informed. The study findings in this segment very much resemble the results of the DEI BIH survey, with almost one half of respondents saying that they are poorly informed about the EU pre-accession assistance.

The results of the survey are very similar across all ethnic groups, as a result of which the highest number of young Croats stated that they been extremely well or very well informed (8,9%), followed by Bosniaks (6,9%), and Serbs (5,5%). There is much greater divergence between responses, depending on the educational level and age structure. As anticipated, young people with MA or PhD make up the largest percentage of the respondents who are extremely well or very well informed about the EU. Moreover, the level of knowledgeable about the EU increases with the age of respondents.

Graph 7.4 Being well informed / uninformed about the EU and EU youth programmes (%)



Even though, at first sight, the level of support to the EU membership of BiH is remarkably more moderate (55%) in comparison to the general trend of very high level of support of the BiH citizens to the EU membership, (based on the data of the Directorate for European Integration from 2014, 85% of the BiH citizens support the EU membership), there is exceptionally high degree of belief in correlation between the EU membership on the one hand, and higher employment opportunity and higher living standard on the other hand. Consequently,

young people nevertheless perceive BiH membership to the EU as an instrument for resolving the biggest and most important problems in Bosnia and Herzegovina – unemployment and poverty. Owing to the expressed eurooptimism, and positive view on the effect of the EU membership, it might have been anticipated that the level of trust in the EU institutions would be significantly higher than established by the responses. Yet, when cognizance is taken of the fact that the EU is on the 4th place on the scale of full trust in the institutions, below religious leaders, police, and other public administration bodies, the results seem less dramatic, and they substantiate a dominantly positive attitude towards the EU integrations.

The study reaffirmed another trend that had been mapped in the DEI BiH research, that ethnic affiliation of the respondents was a very important factor in determining young people's attitude toward the EU membership; young Bosniaks largely hold a favourable opinion of the EU, level of support by young Croats is somewhat more moderate, while young Serbs have a significantly lower positive attitude toward the EU integration. That is, young Serbs share more moderate, but positive views of BiH's membership.

The study also reveals disconcertingly low level of knowledgeable-ness of the young people about the European Union and the EU youth programmes. Less than 10% of the respondents in both categories consider themselves as being extremely well or very well informed, while over one half of respondents believe themselves as insufficiently and poorly informed. As anticipated, young people with MA or PhD make up the largest percentage of the respondents who are extremely well or very well informed about the EU, and the EU youth programmes. Additionally, the level of knowledgeable-ness about the EU increases with the age of respondents.

Even though the level of support to the EU is very high, especially indirectly, through positive views on the effect of the EU membership, insufficient level of information about the EU, and low levels of trust in the EU institutions, especially among younger and less educated population, may become a serious obstacle on the path to EU membership in the long run, and throw into doubt the legitimacy of the BiH commitment to the EU membership.

CONCLUDING REMARKS

Young generations are the greatest value of any society. Proportionately, all human communities concerned about their own prosperity and development tend to ensuring that young people are treated properly. These communities deliberately invest in youth education and continuous professional development, youth employment and their solving existentially important issues, such as procuring apartment, etc, in order to provide them with appropriate living environment, to make them stay in the country and discourage them from going abroad. On the contrary, neglected and underdeveloped societies, such as BiH society, not only ignore and socially marginalize the youth, but also reject and abandon them, what comes as irreparable loss to the community. For instance, over 100,000 young people have left Bosnia in the post-war period, including those with attained university degree, specialists in various fields, master's and doctoral students! It is needless to underline the extent of loss suffered due to such a 'brain-drain' in small BiH society. While these young persons, with their creative potential, make a positive contribution to development of other societies, based on all relevant indicators, their home-country Bosnia and Herzegovina languishes at the bottom of the scale of underdeveloped countries within Europe, and beyond. The aforementioned conclusion on the social and

status positioning of youth in Bosnian-Herzegovinian society was established on the basis of empirically collected indicators, that is, on the basis of the research project titled "*Youth in Bosnia and Herzegovina*". The goal of the study was to establish youth attitudes and perceptions toward their status and prospects within the current changing social reality. The research project took into consideration previously conducted studies that address the same subject matter.

The study was based on a representative sample of 1004 respondents, comprising of 48,5% women and 51,5% men, who fall under the 15-27 age category, and aged 21 years on average. Observing respondents according to their age category, among a total sample, 21,5% are aged 15-17, 39% are aged 18-22, and 39,5% are aged 23-27. The study sample involved respondents from all over Bosnia and Herzegovina, with 45,2% respondents from rural settlements, and 54,8% from urban settlements. Such approach provided unquestionable reliability of the collected indicators. Bearing in mind that this is a random sample, it is interesting to note that, comparing percentages, there is no significant difference in percentage between nationality of the survey respondents, and preliminary results of the last census in Bosnia and Herzegovina

SPPS Statistics software package was used for statistical data analysis (*Statistical package for social sciences*). Statistical analysis used for data processing are descriptive and inferential. Socio-demographic characteristics such as: gender, age cohort, type of settlement (village, city), professional status, level of education of the respondents and their fathers, were used as the basis for identification of deviations, or lack of connection among certain answers of the respondents. The study examines only such deviations that are statistically important at the level .000. As is common, all statistically analysed data are also illustrated through graphical presentation.

While conceptualizing this study, which corresponds to prior studies in Croatia, and in a few other countries, certain specificities related to the status of youth in Bosnian-Herzegovinian society have been respected. It needs emphasizing that *Fridrich Ebert Stiftung (Office in Sarajevo)* played a crucial role in conducting the aforementioned studies, alongside engagement of local participants – in the case of this study, *the Institute for Social Research of the Faculty of Political Science, University of Sarajevo*. *Fridrich Ebert Stiftung (Office in Sarajevo)* provided material resources, in which absence such studies would not have been feasible, given current socio-economic situation.

Briefly put, this study focused on examining youth attitudes toward their actual status in society, that is, their quality of life, (in)ability to meet existential needs, prospects, motives for going abroad, value system, identity crisis, and other important issues for youth, all welling up in the modern age and postmodernity, in the current context of globalization, as well as in the context of present rather excruciating social transition.

As regards *sociodemographic and socioeconomic status of young people in Bosnian-Herzegovinian society*, based on collected indicators, the youth unemployment rate in Bosnian-Herzegovinian society has already reached 58%! (Mujanović, 2013), as the highest rate of youth unemployment in the EU, and one of the highest in the world. Out of the total number of the unemployed, almost one half are looking for their first job. Findings of the study jointly conducted by the Federal Ministry of Culture and Sports, and Institute for Youth Development KULT, with results presented in January 2014, indicate that youth unemployment rate is even higher. This study also shows even higher motivations for youth migration.

Analysis of interdependence between the socioeconomic status of youth and their education level identified that persons with three year

(skilled workers) (29,2%) and four-year secondary education (50,4%) make up the largest percentage of the overall number of the unemployed. One should take account of the fact that significant number of respondents have still not completed education, and, as such, formally do not fall under the category of the unemployed. When it comes to gender structure of the unemployed, it is interesting to note higher percentage of unemployed men than women. Moreover, the study has found that women opt for studies at higher rate than men. On the other hand, the highest percentage of employed respondents completed four-year secondary education (54,5%), followed by higher education and beyond (25,5%), and three-year secondary education (18,2%). The percentage of employed young persons with completed primary education is negligible (1,8%). In regard to employment sectors, the highest percentage of the young people are employed in trade and catering, with around one third of the employed working in one of the two sectors. The highest number of employed respondents is aged 23 – 27. Through comparing the educational level of respondents and their parents, significant disparity was established, in particular in the category of three-year secondary education, with twice as many parents who attained this level of education, compared to their children. This certainly results from the fact that skilled workers were in high demand in the past, compared to present high demand for highly professional skills and competencies acquired through university education, which explains much lower percentage of highly educated parents. Collected indicators show that majority of young persons live in the household with three or four members (around 50%), the least number of respondents live alone (3,3%), while 8,7% live in the households with six or more members. Absolute majority (over 90%) live in their own apartment or house with the access to Internet. Regarding income, every fifth household lives on the edge of poverty, 10,1% of households have monthly expenditure between 801 and 1100 KM, while only 6,8% respondents live in the households with monthly expenditures higher

than 1101 KM. The study results show that young people whose fathers completed only primary education where the most 'economically-endangered'. The study also revealed that the most dominant percentage of respondents have 11-20 books, with the number of books increasing with the educational level of respondents and their parents.

Speaking of the indicators that relate to *family and social networks*, it is obvious that modern family goes through major changes, in particular within patriarchal communities, such as Bosnian-Herzegovinian society. Actual reshaping of contemporary family is characterized by volatility, dynamics and "loose relations and delayed obligations" of the family members (Bauman, 2009:13), that is, the absence of strong integration and hierarchical relationship, typical of patriarchal communities. The family is "opened" to the multitude of social institutions and networks, whose members are ever more "focused on self-creation, development of personal qualities, and search of proper identity" (Giddens, 2003: 217), including cohabitation. Hence, this is not only a matter of formal-structural changes within the family, that is, atomisation of traditional family units, and reduction in the average number of the family members. It is also a question of redefining the character of interfamily relationships (husband - wife, parents - children, younger - older, relatives- close and distant), followed by increase in number of urban households as compared to rural ones, as well as increase in the so-called immigrant families, etc.

According to the expert opinion, if it were not for the war, and its extremely negative impact on living conditions in this region, demographic transition of Bosnian-Herzegovinian society, including transformation of the character of the local families, was supposed to unfold in a natural way all to the end of the third decade of the 21st century, marked by gradual positive population growth, gradual increase in age groups in the total population, slow reduction in the average number

of household members, etc. However, BiH society was faced with sudden and shocking demographic changes, which is attested by specific indicators that had been established through this study, and a few other empirical studies.

Results of the survey showed that Republika Srpska is currently characterized by “negative population growth” and “disorders in vital structures with a number of negative consequences”, especially in regard to “reduction in birth-rates and increase in death-rates”, worsening of the age structure of the population, with “reduction in birth-rate, that is essentially based on the model of low reproduction”. In other words, the RS entity is inhabited by “much smaller number of residents in comparison with 1991, as a result of intensive displacement of the population, emigration abroad, war mortality and decline in birth-rates”. Additionally, nearly two-thirds of the inhabitants are concentrated in the western part of the RS, what has led to increase in the number of population in urban settlements (Banja Luka, Bijeljina, East Sarajevo, Doboj, Prijedor, Trebinje..) “owing to mechanical influx and slightly more favourable age structure”, while rural settlements are ever more vacant. The average number of household members has also decreased. While in 1991, average number of household members in BiH was 3,6, this number in 2006 dropped to “3,2 members per household”, with negative demographic trends continuing to the present day.

The situation is not better in the other entity, the Federation of Bosnia and Herzegovina. More appropriately said, the condition is slightly better in comparison to the RS. On the whole, Federation of Bosnia and Herzegovina is characterized by negative trends in all important segments of social dynamics, such as increase in population age structure and mortality rates, birth rate decline and fertility decline, negative age and spatial distribution of the population, youth leaving the territory of FBiH, etc. More and more people have been moving from rural areas

to urban centers, especially Sarajevo, Tuzla and Mostar., and these cities will not be able to provide all conditions for people's quality of life, especially in terms of imperative revitalisation of the family, as a fundamental pillar of society. A family is critically endangered, as testified not only by economic pauperization and reduction in the number of household members, but also by increase in violence, and increase in social-pathological phenomena in the society (juvenile delinquency, drug addiction, alcoholism, corruption, including collapse of the fundamental scale of social values and morals, in general), all of which are surely known to be further generated by crisis-affected family system in the society.

Conditions are similar in the Brcko District. Generally speaking, it is estimated that every second person in Bosnia and Herzegovina was moved from its pre-war home. Some persons were internally displaced, while others were forced into exile abroad. Many households were decimated, or even totally destroyed. Family members became invalids, and numerous households were torn by their members moving out to third countries. Especially alarming is present discouragement from entering into marriage, and, particularly, from childbearing, etc.

Apart from the aforementioned, when discussing on the topic of the family in contemporary Bosnian-Herzegovinian society, it seems important to mention the following: evident "erosion" of certain essential functions of the family, such as socialization and education function, economic and protection function, as well as emotional support and identification function. On the other hand, present-day society is still not ready to take over the "family role in caring", including the aspect of socialization of individuals, that is, shaping personality values with children, as well as taking over economic and social child care. Hence, we are witnessing forsaking of patriarchal manners in the family on the one hand, and, on the other hand, lack of fundamental preconditions

for taking hold of the atomized, contemporary family, as is the case in the Scandinavian or some other developed countries, all of which exerts bad influence on children's socialization (the "vacuum-space" created due to parental neglect in upbringing is filled by some other entity, such as: street, peers, media content,...). To imagine that a child only needs a computer, decent pocket money, and his/her own room with the Internet connection is very delusional belief, which comes right back at the family and society like a boomerang, when such child, left to himself / herself, precipitates into criminal, violence and drugs. Since school plays very important role in the overall socialization of young people, it is important the school does not neglect upbringing component at the cost of educational component. In this sense, it is imperative that school adapts its upbringing and education facilities to this purpose. It is especially important for the multi-lateral societies, such as BiH society, that upbringing and educational content is open and tolerant towards cultural-traditional, religious and other differences. It is extremely detrimental to such societies to involve in the segregation practices and such, as emphasized in the *Introductory section of the Study*.

On the basis of empirically collected indicators, that relate to family in contemporary Bosnian-Herzegovinian society, the following was established:

Even though the majority of respondents (67,3%) live with their parents, as typical for a patriarchal family type, this percentage is much lower compared to the past. This indicator, alongside a series of other indicators, clearly indicates that present family in Bosnia and Herzegovina is also in the grip of certain transition-related changes. The study established that 11,1% of respondents live with their partners, or spouse, with mother (11%), alone (3,5%), with father (2,2%), while the percentage of other family structures is rather negligible.

In regard to cohabitation of children and parents, the largest number of respondents (67,5%) believes that this is "the simplest solution", but, at the same time, every fourth (25,3%) respondent states that, "financial circumstances permitting, I would live alone". 4,5% of respondents did not answer the question, while proportion of other answers to this question was negligible.

While characterizing their attitude towards parents, (50,3%) of respondents stated that they "agree very well" with parents, followed by "they agree, even though sometimes they share different view on things" (43%), they "in principle, do not agree" (3,9%), while (2,6%) of respondents did not answer the question. Percentage of young people who opted for other answer modalities was negligible.

In regard to decision making in a family, (59,2%) of respondents believe that decisions "are made jointly", (32,5%) believe that they "decide independently", while (5,7%) emphasized that "parents make all decisions". Regarding major decision making, 40,2% of respondents believe that their mother plays a more dominant role in the decision making, while 36,1% of respondents hold that it is the father who is more dominant.

In terms of future family status, 87,8% of respondents plan starting a family, 3,7% of respondents plan to be "without partner and family responsibilities", while 2,5% of respondents see their life in a "common-law marriage", and 5,8% of respondents do not know what their family situation will look like.

Majority of respondents recognize the importance of marriage, provided that for 50,8% of respondents, marriage "provides more accountability among partners", followed by "marriage includes more responsibility for children" (16,1%), "marriage is more respected in BiH

society than a common-law marriage" (11,8%), and "marriage brings greater financial security" (4,3%).

On the other hand, significantly smaller number of respondents sees advantage of a common-law marriage in comparison to a marriage union. In this respect, 24,6% of respondents believe that, in such way, "it is easier to bring relationship among partners to an end", a common-law relationship provides "independence for partners" (20,4%), "more room for career advancement" (9,8%), "advantages in resolving mutual conflicts" (8,1%), while over 20,1% of respondents refrained from any kind of response.

In terms of the best age for entering into marriage, when it comes to women, the highest number of respondents, around 55%, believe that the best age for women to get married is between 25-29, between 21-24 (21%), 30 years of age (6,5%), while 11% of respondents did not answer the question. Respondents provided similar answers in regard to the best age for men to enter into marriage.

In regard to choosing a spouse, respondents assigned on a Likert scale the highest value to the following determinants: "common interests with a partner" (84,3%), "personality" (81,8%), "religious affiliation" (66,2%), "approval of family" (65,4%), "physical looks" (62,4%), "ethnic origin" (58%), "level of education" (54%), followed by virginity, economic status and regional background (in the range 34-44%).

When it comes to *youth education, employment and mobility* in Bosnian-Herzegovinian society, the following should be emphasized: The problem of unemployment in Bosnia and Herzegovina has primarily resulted from defective implementation of the economy transition. In other words, not only is the existing approach to economic reform far from desirable standard economic reform model; economic reform in

the country is a model of how reform should not be implemented. A number of businesses, including globally-recognized and competitive companies in a market economy, were destroyed by privatisation. These companies used to employ tens of thousands of workers, including young and educated youth. For instance, in the pre-war period, Energoinvest company, owing to creative potential of its staff working in research and development centers, used to sell patented technology / knowledge to the most advanced technologies in the United States of America, and other developed countries across the world. Energoinvest was not the only company on the territory of Bosnia and Herzegovina – the country which, at that time, had the status of one of former federal units of the Federal Republic of Yugoslavia. Representatives of the international community have, among others, contributed to destruction of such prestigious companies, since they have been closely involved in all events in this country in the last two and a half decades. In fact, their position was that companies from ex-socialist (agreed upon) economies were not able to operate in market conditions, and that, as such, these companies needed to be fragmented through the privatisation process. This was a fundamental error, since, the privatisation trend resulted in groundless and irreversible losses of hundreds of thousands of jobs. In addition to the economic losses caused by past war, this processes furthermore pauperized the local population. These events have exerted negative and frustrating effects on the generations of local young people with no employment opportunity, no opportunity to address existential issues, such as meeting preconditions for marriage or childbearing, etc. The only class that made gains during the privatisation process was a newly-established stratus of oligarchs, who suddenly accumulated enormous wealth. Yet, this is not the only problem. Further testimony of the societies' attitude toward youth is reflected in the fact that "only 10% per cent of the Municipalities across Bosnia and Herzegovina have a municipal official in charge of youth". Additionally, despite adopted legal framework for youth development

and support, only 47% of the local communities (municipalities) have adopted any kind of strategy on youth. Out of adopted strategies, very few are actually being implemented. With the exception of rather modest subsidized employment program for trainees, there are no incentives for youth employment in Bosnia and Herzegovina, and neither are there incentives for retraining, that is, lifelong education, or relaxation for youth for setting up their own business. Such unconcern of the country about the future of the youth not only forces many young people to leave the country, but also directly contributes to their free-fall into criminal activities, low self-esteem, failure to get involved, self-surrender to depression, and the like.

According to the results of the survey, only one fifth of young people in Bosnia and Herzegovina are employed. In response to a question on the preferred sector for employment, even 57,8% of respondents prefer to work in the public sector, the private sector (19,9%), international organisations (12,7%), and civil society organisations (7,4%). When it comes to choosing a specific job, 45,4% of respondents would be guided by salary height, followed by job security (30%), job satisfaction (15%), and the opportunity to work with likable people (6%).

In regard to migration motives, including leaving the country, 67,8% respondents would migrate in order to improve their living standard, followed by easier employment, escape from adverse situation in BiH, while the influence of other factors is negligible, etc. The most preferred migration destinations are: Germany (41%), Austria (11,1%), the Scandinavian countries (9,2%), Australia (5,9%), USA (4,8%). Generally speaking, one third of young people are interested in internal migration, while 50% of respondents are more interested to go abroad.

Secondly, *the content of education curricula* has been a major problem, since education curricula content is outdated to a varying extent,

and even ideologically contaminated. Even if there was sufficient supply of jobs on the labour market, it is questionable to which extent would knowledge and skills offered in the current educational system meet the requirements of the modern labour market, and new technologies. It is devastating that, for instance, every fourth young employee, who has finished high school, works on jobs that are unrelated to his / her knowledge and skills acquired during formal schooling. Besides, every second young person in the country does not continue his / her education beyond high school, or even beyond lower degree, while every fourth pupil drops out of school, for one reason or another. The number of drop out students in the developed countries is much lower. Current situation in the BiH system of higher education is no better. No less than 27% of students do not finish their studies. It is well known that Bosnia and Herzegovina is at the bottom of the European scale regarding implementation of the higher education reform. This is the result of "spite" of the local politicians who have been persistently obstructing establishment and adequate human resource capacity building of necessary state-level agencies. Additionally, despite the fact that strong intellectual resources are essential for high-quality education, Bosnia and Herzegovina allocates a pathetic percentage of 0.1% of its gross domestic product (GDP) to scientific research, in comparison to 2% of GDP on scientific research before the war, and 3% of GDP allocated on science and research within the EU. In that case, it will come as no surprise that Bosnia and Herzegovina has only 0.61 published papers in referential journals per 100.000 citizens, which is three times less than in 1990!, and the like.

Collected indicators show that over 90% of the working-age population in Bosnia and Herzegovina attained primary school (41,7%) or secondary school (48,6%), while every tenth working-age person attained university degree. According to the available indicators, more than one third of respondents, or 39,4% of youth, are not involved in the

education process. Within the population of respondents who are still being educated, the highest percentage of respondents attend secondary school (32,1%) followed by youth enrolled in university (20,6%). In regard to general success rate in school, that takes into consideration only final year grades, it was established that 40,7% of respondents attained average grades, above-average grades (30,6%), satisfactory grades (12%), while 2% of respondents have failed. In regard to the number of hours dedicated to learning, two thirds of respondents spend up to three hours in learning, over three hours in learning (20,9%), while 18,4% of respondents spend up to 1 hour learning. Based on comparative analysis, young people in rural areas, aged 15-17, spend less time in learning, while young people aged 18-22, who live in urban areas, spend the most time studying (3-4 hours per day). The survey indicates that more than one half of youth gladly (39,4%) or very gladly (15,9%) attend school or college, while 7% of respondents attend school unwillingly or very unwillingly, while other responses fluctuate. Young people's perception of the stress level in the schooling process is one of the worrying indicators. Even 68,3% of respondents experience daily life in an educational institution as somewhat stressful, or very arduous and stressful, while every fourth respondent does not tie the education process with stress. In response to the question on general level of satisfaction with the quality of education in Bosnia and Herzegovina, 37,7% young people were neither satisfied nor dissatisfied, 26,4% were satisfied, 5,7% very satisfied, 16,6% dissatisfied, and 8,1% very dissatisfied.

When it comes to *leisure, lifestyle, and risk behaviours*, our research showed that young people in Bosnia and Herzegovina generally spend their leisure time having fun, listening to music, watching movies, and the like, with media usage - primarily, the Internet and participation in the so-called virtual social networks, being the most dominant leisure activity of young people (Facebook, Myspace, Google..). On the other hand, there is declining interest in TV, book reading, and the like, as

opposed to the past trends. The results of the survey indicate that even 83,5% of young people in BiH use the Internet often, and even 94,2% have the access to Internet. Only 5,8% of the young people have no Internet access. Timewise, 21,1% of respondents spend 1-2 hours a day on the Internet, 2-3 hours a day (17,7%), and over 6 hours a day (10,2%). Average time that young people spend surfing the Internet is 3,8 hours per day. The Internet is used the most as a source of information (26,6%), for schooling-related needs (13,1%), communicating with friends, or relatives (9,7%), etc. Furthermore, it was established that young people in Bosnia and Herzegovina watch the television on average 2,3 hours per day. Only 38,7% of young people cited reading books and magazines in their leisure time, and they mostly fall under the category of the highly educated, and those who live in urban areas.

Regarding their value system, young people highly favour career success (87,3%), good looks (84,9%), being independent (83,1%), getting married (67,8%), wearing branded clothing (58,6%) and the like, with political engagement (38,7%), or some other public activities, are assessed as much less important. Yet, it may be concluded that young people still cherish some traditional values, such as loyalty to a partner, friends, an employer (79,8%), including taking over responsibility (77,7%), getting married (67,8%), and the like.

Additionally, young people consider healthy lifestyle as popular. 44,2% of respondents believe that alcohol is unacceptable, and 46,4% reported that they never drink. 71% of young people are non-smokers, while out of the total number of smokers, 67,8% are men. So, women are less likely than man to smoke, also including the women who are regular smokers.

When it comes to sexual behavior of young people, 48,8% of respondents did not answer a question on their first sexual experience.

Out of the young people who responded the question, 23,5% have not yet had sexual relations, 14,8% of them had sexual relations with only one partner, and 12,8% had sexual intercourse with more than one partner. Frequency of sexual relations is significantly in favor of males, which, alongside previously mentioned high percentage of those who refused to take any stance on this issue, is one of reliable indicators that BiH society is still a 'closed' society, that is, a patriarchal social community.

Young people's attitude on abortion and acceptability of homosexuality is predominantly negative. Even 40,4% of respondents hold that abortion should be prohibited by law, except in medically justified cases, while 24,1% of young people believe that abortion should be completely prohibited by law. In other words, almost two thirds of young people are against abortion. Similar attitude was expressed in regard to unacceptability of homosexual persons.

Empirically collected data on *social trust and values*, that was discussed in more detail in separate section of the Study Results, establish that young people the most highly value personal dignity (74,9%), followed by values that characterize individual's attitude to others (grit 50,7%; tolerance 48,3%; corectness 43,1%), and significantly below-average rating of values that indicate materialistic value orientation (material riches 14,7%) and social status (14,5%).

Adolescent period is the crucial stage for developing one's own identity. Hence, young people perceive grit as an important value for achieving goals. The study revealed differences in the rating of this value among urban and rural settlements. In fact, grit is more highly rated by young people from rural settlements ($\chi^2=27,96$), in comparison to young people from urban settlements. On the other hand, low rating of broadmindedness may refer to traditionalism of the value system

of Bosnian-Herzegovinian society, as well as to a fact that has been established in a number of studies – that former socialist countries place greater emphasis on conservative values and hierarchy, than on intellectual autonomy and egalitarianism.

So far as social trust is concerned, we can distinguish two types: particularized (personal, experiential), and generalized trust. Particularized trust is characteristic of groups with frequent, close and intense interactions, while generalized trust implies trust to community members that one is not directly acquainted with. In this study, social trust towards certain social groups was rated by respondents on a scale 1-10 (1-absolutely no trust, and 10-complete trust). In fact, average values indicate that young people trust their family ($M=9,35$), friends ($M=7,37$), and relatives ($M=7,28$) the most. These results are not surprising, and they are consistent with the above mentioned value preferences of the young people. Respondents reported average level of trust towards certain groups of people with whom they have no familial connections. It seems interesting to note that young persons have more trust in people of other religious affiliations ($M=5,83$) than in religious leaders ($M=5,65$). Distrust towards religious leaders may be an indicator of the critical attitude, and deflection of young people towards institutional authorities. This attitude is further supported by data on statistically significant differences associated with trust towards religious leaders, among youth from rural and urban areas ($\chi^2=3,26$). In fact, young people in rural areas express higher levels of trust to religious leaders than young people in urban areas. We presume that, due to smaller network of potential social relations, and strong impact of social environment on individuals, young people in rural areas are more “knowledgeable” of the relations among their religious community. One of the indicators of quality interpersonal relationships is readiness to accept other groups as partakers of one’s living space. When asked how they would feel if a family belonging to one of the listed groups moved

into their neighbourhood, only just one half of respondents were willing to accept the families who belong to seven out of twelve designated groups, in their neighbourhood, as follows: students (68,82%), families from the Balkan countries (63,94%), a retired couple (60,15) and families from the other entity in BiH (56,87%). The research results demonstrate that the least number of young persons – only one in six respondents - would tolerate a homosexual family (16,7%) in his / her neighbourhood. Slightly higher number of respondents would tolerate Roma families in the neighbourhood (34,9%). However, in general, the results demonstrate fairly pronounced unwillingness to make closer contact with such families. The collected data showed certain difference between young people from rural and urban areas, with respect to their attitude towards certain groups. That is, young people from urban areas are more willing to accept as neighbours a family from the Arab world ($\chi^2=34,03$), a family from China ($\chi^2=22,718$), a Roma family ($\chi^2=36,55$), and a homosexual family ($\chi^2=41,61$). Young people with higher educational status are more willing to accept a homosexual family as their neighbour ($\chi^2=45,63$). On the rating scale of youth values, tolerance is ranked 3rd (very high), and every second respondent mentions tolerance as one of the three most importance values that he / she follows in his / her life (48,3%).

Furthermore, social distance scale is often used to determine people' willingness to associate and socialize. This scale is used to determine what level of social distance a young person wishes to maintain in his / her relationship with members of other ethnic group. Respondents in this study evaluated on a 1-8 scale degree of readiness to accept relations with members of other ethnic groups (1 – Do not wish to be in any relationship with these groups; 8 – Wish to be closely related). Total results indicate that young people wish to have no contact with Roma (41,4%), Albanians (40,1%), and Chinese (33,0%). On the other hand, respondents expressed willingness to establish the closest contact

with Bosniaks (17,4%), Serbs (12,4%) and Croats (15,2%). The results demonstrate that young people are ready to accept closest relations with members of their own people.

This research asserts presence of very high degree of social distance on the territory of Bosnia and Herzegovina, what proves that very little effort is being put in addressing and resolving this phenomenon. It may be presumed that these deep-rooted stereotypes are passed on from generation to generation, and that they are deep-rooted in the education system, as well as in the upbringing system in the family.

The next question, through which we wanted to examine the issue of interrelatedness of youth in Bosnia and Herzegovina, relates to the feeling of being discriminated against, or one's perception of being rejected on grounds of certain identity feature. When asked whether they had ever felt discriminated against based on some of the features of one's own identity, majority of respondents (over 70%) stated that they had never been victims of discrimination on account of any of the features of their identity. Out of respondents who reported discrimination, 22,8% had been discriminated on grounds of religious affiliation, economic status (17,3%), educational level (17,2%) and ethnic affiliation (17,0). Even though, the findings of the study on social distance and social trust are quite disturbing on the issue of BiH young people's readiness to establish close mutual ties, the results in respect to discrimination are encouraging, since they point to significantly lower number of young persons who have felt discriminated against. We may presume that either young people do not sufficiently interact, and, as a result, they can not be discriminated against, or that youth attitudes are sometimes not associated with their behavior in a concrete life situation. It might be worthwhile to undertake a more detailed youth study on this subject, in order to get insight into the actual background of the established results.

As building of relations, and their quality, depends on the frequency of interactions (great number of research papers in the field of social psychology prove that the realization of common goal contributes to drawing together of groups) (Sherif, 1966), by posing a question on youth participation in voluntary work, we wanted to find out how many young people have been involved in spreading social networks and contributing to the sense of solidarity, which inevitably contributes to the level of social trust in a community. The survey results indicate that most respondents (77,9%) have not volunteered in the past 12 months, with only one in five respondents (19%) volunteering in that particular timeframe. A study undertaken by UNDP (2009) on the total population reports that altogether 4,5% of respondents volunteered, that is, less than one in twenty respondents. Large difference in a number of youth volunteers in the two research studies is to be expected, since detailed analysis confirmed that number of persons who volunteer decreases with the increasing age of the respondents (UNDP, 2009).

In the section of the Study titled: *politics, development and democracy*, explored in more detail in the Study Results section, it was established that today, more than ever, young people in Bosnia and Herzegovina are part of global communication networks, and, hence, they are better informed about political developments in the country, the region and the world. Moreover, compared to prior generations, young people are able to communicate and discuss in much easier manner using digital technologies, including discussions on political events. Yet, they show much less interest in politics, and are less politically involved compared to prior generations.

Between 47,8% and 54,4% of respondents are not interested or not interested at all in political events, depending on the scale of political events. Young people express greatest interest in BiH politics, followed by EU politics, while there is less interest in the Balkans and

world politics. Respondents are differentiated primarily by age (values χ^2 from 38,04 to 46,19) and their level of education (χ^2 from 56,42 to 82,03). So, older youth with higher education level are more interested in political events at all scales, as expected.

The TV and the Internet is the place where young people access most of the information on political events, while over 85% respondents use the Internet and the TV as primary information source. Age of the respondent is the primary factor that influences respondent's selection of the political information sources ($\chi^2=42,53$). Respondents aged 15-22 use the Internet above average to search for political information. Unlike younger respondents, the respondents aged 23-27 use television as much as the Internet as means of obtaining information on political events.

The study results show that young people very rarely discuss politics with family or friends. The majority of youth, almost one half, do not discuss at all political events with their relatives, while the percentage of respondents who discuss politics on the daily basis is the lowest. While there is no evidence between respondents in respect to frequency of political discussions with parents, the survey reveals difference in respect to political discussions with friends. In this way, political discussions with friends increase with age ($\chi^2=55,63$), higher level of father's education ($\chi^2=43,96$), urban-type settlement ($\chi^2=46,74$) and one's educational level ($\chi^2=54,99$). These findings may be attributable to the age cohorts growing up, and to construction of collective (generational) views on social and political phenomena.

In respect to one's positioning on the scale "liberal-conservative", or regarding one's political (party) belief on the scale left-right, young people tend to have problems with understanding these categories, and positioning themselves on the scale. As many as 32%, or 42% of young

respondents, were not able to position themselves in the offered categories. Majority of young people who positioned themselves on both scales were the ones who took a neutral stance towards the categories of political attitude and belief (21,3%, that is, 24%). Political categories 'liberal-conservative' and 'left-right' do not mean anything for large number of young people; hence, their attitude towards politics is indifferent to this form of classification. Moreover, young people have hard time defining whether their political attitudes and beliefs correspond the views of their parents. In this way, over one third of respondents (35,4%) do not know how to evaluate concordance between their political attitudes and those of their parents. Although large number of respondents consider that one's political attitudes mostly coincide with those of their parents (30,6%), significant percentage of young people believe that their views do not match at all (12,7%).

Cumulative percentage of youth engagement in social and political activities is, in the least, devastating. Even 92,9% young people have not been engaged in any social and political activities. Politically engaged respondents opted for classical political participation: political parties (3,2%) and pre-election campaigns (0,8%). Subject-oriented action was channeled through civil protests (1,4%), media coverage on politics (0,8%), and online discussions and civic activism (po 0,6%). Such low percentage of political engagement of youth attests very weak identification of youth with the existing political system, the institutions and types of political activity, as well as marginalisation of the needs of young people in public policies. However, it does not attest their attitude that they may change the political system through their political action. Furthermore, young people do not believe that their peers, who are active in politics, are able to represent their interests. Only a small number of respondents feel that their peers represent them very well (1,1%) or somewhat well (20,2%) politically. The majority of respondents feel slightly (30,5%) or not at all (29,1%) represented, while

significant number of respondents were not able to assess their level of political representation (19,1%).

The study results show generally negative attitude of young persons towards politics, and low level of trust in the public institutions in Bosnia and Herzegovina. There is particular distrust toward political institutions (BiH Council of Ministers, political parties, BiH Parliament, the entity prime ministers). Religious leaders and police, situated outside the political sphere, are the only two organisations which generate certain level of trust among the youth.

Ultimately, it is to be expected that very limited political engagement of young people in Bosnia and Herzegovina, as well as low level of trust in political institutions, results in evident dissatisfaction with democracy in Bosnia and Herzegovina. The largest number of young people are ambivalent toward the degree of democracy (45,3%), 18,4% are very satisfied or mostly satisfied, while 36,3% of respondents are very dissatisfied or mostly dissatisfied. There is statistical difference between youth of different ethnic affiliations, and in respect to this question ($\chi^2=36,67$). In such a manner, Croats are very satisfied or generally satisfied with the degree of democracy in Bosnia and Herzegovina (28,2%), Serbs are more ambivalent (51,5%), while Bosniaks are largely dissatisfied (40,9%).

Socio-political abstinence of young people is primarily a form of protest and revolt against the political system that has been marginalizing them at every step. However, there are more effective forms of informal political action and social protest than abstinence, which, on top of it all, encourage emergence of democratic values among young people (for example, protests and civic engagement). Alternative forms of political participation and subject-oriented political action may be introduced to youth people through greater focus on political education

within the school curricula. Moreover, in such way, young people may be incited to conceive of democracy in the way they wish to establish it themselves.

When it comes to *Bosnia and Herzegovina and the European Union*, it is obvious that, although the EU membership is not one of the issues that draw much public attention, BiH membership to the EU is one of few political issues on which there is consensus at the national level. The progress of BiH on the EU path is, declaratively, an indispensable priority according to the speeches of the politicians. Moreover, it is an integral part of the political platforms of all major political parties in Bosnia and Herzegovina. Moreover, no relevant political entity went on record as opposing BiH membership to the EU. As for the BiH citizens, judging from the results of the 2008 Public opinion survey commissioned and published by the Directorate for European Integration (DEI), there has been continuous very high support to BiH membership to the EU. The survey conducted in the beginning of 2014 shows that 85% of surveyed citizens support the EU accession. 90% of respondents from the Federation of Bosnia and Herzegovina support the EU accession, and around ¾ of respondents from Republika Srpska. Out of 14% respondents who do not support BiH accession to the EU, the largest percentage come from Republika Srpska, around 25%, or one fourth of respondents from this Entity. Moreover, large majority, that is, over 85% of surveyed citizens in Bosnia and Herzegovina, have positive attitude towards the EU. The analysis of 2008 Public Opinion Survey results shows that the largest percentage of negative perceptions about the EU comes from the RS, with slightly over ¼ of the respondents sharing such attitude.

The data in this research show slightly different image. Young people in the study reveal themselves to be sceptical of the BiH accession to the EU. 55% of respondents express their general or full support to the

EU accession. The EU membership is not supported (generally or fully) by 19% of the respondents, or, almost one in five respondents. Slightly over one quarter of respondents (26,1%) have no explicit attitude on the question, or do not know the answer. In this sense, the report points out to statistically significant difference ($\chi^2=154,54$), with young Serbs in all age cohorts not expressing support for BiH membership to the EU.

The analysis of respondents by structure of ethnic affiliation attest the same trends revealed by the survey of the Directorate for European Integration – young Serbs express the least support to the EU membership of BiH. Namely, 31,7% Serbs fully or generally support BiH membership to the EU. More precise analysis of the percentage of young people of other ethnic affiliations who are supportive of the BiH accession to the EU is quite dramatic – almost twice the number of young Croats support BiH membership to the EU (57,35% express full or general support), while even more than twice the number of young Bosniaks support the EU membership (66,5%). It is worth noticing somewhat surprising result that indicates that the EU membership support is significantly higher among young people in rural areas (63%) than among urban youth, which is less than one half of respondents (48,4%) Even though the level of support to the EU is very high, especially indirectly, through positive view on the effect of the EU membership, insufficient level of information about the EU and low level of trust in the EU institutions, especially among younger and less educated population, may become a serious obstacle on the path to EU membership in the long run, as well as throw into doubt the legitimacy of the BiH commitment to the EU membership.

BIBLIOGRAPHY

- Abazović, D. (2008): Bosanskohercegovački muslimani između seku-larizacije i desekularizacije, Doktorski rad, Fakultet političkih nauka, Sarajevo.
- Agencija za predškolsko, osnovno i srednje obrazovanje (2010): Identifi-kacija ključnih kompetencija i životnih vještina, MDGF YERP (Program zapošljavanja i zadržavanja mladih).
- Agencija za statistiku (2007): Anketa o potrošnji domaćinstava, BHAS, Sarajevo.
- Agencija za statistiku (2013a): Anketa o potrošnji domaćinstava, BHAS, Sarajevo.
- Agencija za statistiku (2013b): Anketa o radnoj snazi, Tematski bilten 09, BHAS, Sarajevo.
- Amnesty International (2014): Prema indeksu percepcije korupcije Hrvat-ska, BiH, Srbija i Crna Gora nazadovale u 2014. godini.
- Bašić, M. (2004): Ekonomija javnog sektora, Ekonomski fakultet Univer-ziteta u Sarajevu, Sarajevo.
- Bašić, S. (2006): Promoviranje pozitivnog razvoja mladih u postkonflikt-nom okruženju putem osnaživanja i civilnog angažmana u zajednici, u: Rašidagić, E. K. (ur.): Problemi djece i omladine u kontekstu ljud-skih prava u BiH, Rabic, Sarajevo.
- Bašić, S., Miković, M. (2012): Rodne (ne)jednakosti na tržištu rada u BiH – Ženska strana priče, FES, Sarajevo.
- Bauman, Z. (2009): Fluidni život, Mediterran Publishing, Novi Sad.
- Beck, U. (2001): Rizično društvo. U susret novoj modernij, Filip Višnjić, Beograd.
- Becker, G., Tomes, N. (1986): Human capital and the rise and fall of families, *Journal of Labor Economics*, 4 (1-39).
- Bertelsmann Transformation Index (2014): Bertelsmann Stiftung, Berlin.

- Biblarz, T., Raftery, A. (1999): Family structure, educational attainment and socioeconomic success, *American Journal of Sociology*, 105 (2) (321-365).
- Breen, R. (2004): *Social Mobility in Europe*, Oxford University Press, Oxford.
- Buchmann, M. (1989): *The script of life in modern society. Entering into adulthood in a changing world*, University of Chicago Press, Chicago.
- Canotón, E. (2007): Social return to education: Macro-evidence, *De Economist*, 155, 4 (449-468).
- Card, D. (1999): The Causal effect of education on earnings, u: Ashenfelter, O., Card, D. (ur.): *Handbook of Labor Economics*, Vol 3A, Elsevier Science, Amsterdam (1801-1864).
- Carneiro, P., Heckman, J. (2003): Human capital policy, u: Heckman, J., Krueger, A. (ur.): *Inequality in America*, MIT Press, Cambridge.
- Cvitković, I. (2004): *Sociologija religije*, DES, Sarajevo.
- Dahl, R. (1989): *Democracy and Its Critics*, Yale University Press, New Haven.
- Delhey, J., Newton, K. (2004): *Social trust: Global Pattern or Nordic Exceptionalism?* Discussion paper SP I 2004-202, Social Science Research Center Berlin (WZB).
- Đipa, D., Fazlić, S. (2012): *Glasovi mladih. Istraživanje o mladima u BiH. Rezultati kvantitativnog istraživanja*, MDG Achievement Fund, Sarajevo.
- Dušanić, S. (2007): *Psihološka istraživanja religioznosti*, FES, Banja Luka.
- Džananović Miraščija, N. (2008): *Status pojedinca u postnacionalnim integracijama: Građanstvo EU*, EU Info Centar Sarajevo, Centar za sigurnosne studije, Sarajevo.
- Esping-Anderson, G. (2009): *The Incomplete Revolution. Adapting to Women's New Roles*, Polity Press, Cambridge.
- Euforfound (2013): *Youth unemployment in Europe* (<http://www.eurofound.europa.eu/emcc/labourmarket/youth>).

- Franc, R., Šakić, V., Ivić, I. (2002): Vrednote i vrijednosne orijentacije adolescenata: hijerarhija i povezanost sa stavovima i ponašanjima, *Društvena istraživanja*, 11 (58-59; 215-238).
- France, A. (2007): *Understanding Youth in Late Modernity*. Maidenhead: McGraw Hill Education, Open University Press.
- Furnham, A., Chamorro-Premuzic, T., McDougall, F. (2003): Personality, cognitive ability and beliefs about intelligence as predictor of academic performance, *Learning and Individual Differences*, 14 (49-66).
- Gidens, E. (2009): *Evropa u globalnom dobu*, Clio, Beograd.
- Giddens, A. (2003): *Introduction to Sociology*, W. W. Norton & Co Inc (Np); 4th edition
- Giddens, E. (2009): *Evropa u globalnom dobu*, Clio, Beograd.
- Gregg, P., Machin, S. (2001): Childhood experience, educational attainment and adult labor market performance, u: Vleminckx, K., Smeeding, T. (ur.): *Child Wellbeing, Child Poverty and Child Policy in Modern Nations*, Policy Press, Bristol (129-150).
- Hadžiahmetović, A. (2011): *Ekonomija Evropske unije*, University Press: Magistrat, Sarajevo.
- Halilović, S. (2013): *Evropske integracije i Bosna i Hercegovina*, Fakultet političkih nauka, Sarajevo.
- Halimić, Š., Koštrebić, K., Neimarlija, N. (2013): *Na putu ka politici prema mladima FBiH. Analiza stanja i potreba mladih u FBiH*, Institut za razvoj mladih KULT, Sarajevo.
- Harisson, L., Huntington, S. P. (2000): *Culture Matters, How Values Shape Human progress*, Basic Books, New York.
- Havelka, N. (2008): *Socijalna percepcija*, Zavod za udžbenike i nastavna sredstva, Beograd.
- Herrnstein, R., Murray, Ch. (1994): *The Bell Curve. Intelligence and class structure in American life*, Free Press Paperbacks, New York.
- Ilišin, V., Bouillet, D., Gvozdanović, A., Potočnik, D. (2013): *Mladi u vremenu krize: Hrvatska 2012.*, FES/Institut za društvena istraživanja, Zagreb.

- IOM (2010): Bosnia and Herzegovina: Migration profile, International Organization for Migration, Geneva.
- Jensen, A. R. (1998): The g factor, Praeger, Westport.
- Johnson-Hanks, D. (2002): On the limits of life stages in ethnography: towards a theory of vital conjunctures, *American Anthropologist*, 104 (865-880).
- Kačapor-Džihic, Z., Oruč, N. (2012): Social Impact of Emigration and Rural-Urban Migration in central and eastern Europe, European Commission, DG Employment, Social Affairs and Equal Opportunities Report.
- Knafo, A., Schwartz, S. H. (2001): Value socialization in families of Israeli – born and soviet – born adolescents in Israel, *Journal of Cross-Cultural Psychology*, 32 (2) (213-228).
- Koković, D. (2009): Društvo i obrazovni kapital, Mediterran Publishing, Novi Sad.
- Krizmanić, M., Kolesarić, V. (2003): Tolerancija u svakidašnjem životu, Naklada Slap, Jastrebarsko.
- Lavić, S., (2014): Leksikon socioloških pojmova, Fakultet političkih nauka, Sarajevo.
- Levičnik, A., Krljaš, J. (2011): Izgradnja religijskog identiteta kod mladih, u *Časopis Diskursi*, 1 (249-255)
- Liessmann, K. P. (2008): Teorija neobrazovanosti. Zablude društva znanja, Jasenski i Turk, Zagreb.
- Mandelbaum, D. G. (1973): The Study of life history: Gandhi, *Current Antropology*, 14 (177-193).
- Mannheim, K. (1972): The problem of generations, u: Altbach, P. I Laufer, R. (ur.): *The new pilgrims: youth protest in transition*, David McKay and Company, New York (101-138).
- Mannheim, K. (2009): Dijagnoza našeg vremena. Ratni eseji jednog sociologa, Mediterran Publishing, Novi Sad.
- Matešić, K. (2003): Prilog provjeri kognitivnog aspekta petofaktorskog modela ličnosti, *Savremena psihologija*, 6 (263-271).

- Merkel, W. (2004): Embedded and Defective Democracies. *Democratization*, 11(5) (33-58).
- Merkel, W. (2007): Gegen alle Theorie? Die Konsolidierung der Demokratie in Ostmitteleuropa. *Politische Vierteljahresschrift*, 48(3) (413-433).
- Milić, A., (2001): Sociologija porodice, Čigoja štampa, Beograd.
- Misita, N. (2010): Evropska unija: Osnivanje i razvoj, Revicon, Sarajevo.
- Mujanović, E. (2013): Nezaposlenost mladih u BiH Trenutna situacija, izazovi i prepreke, FES, Sarajevo.
- Munck, G. (2011): Democratic Theory after Transitions from Authoritarian Rule. *Perspectives on Politics*, 9(2) (333-343).
- Norris, P. (2004): Young People & Political Activism: From the Politics of Loyalties to the Politics of Choice? Council of Europe, Strasbourg.
- O'Donnell, G. (2010): Democracy, Agency, and the State: Theory with Comparative Intent. Oxford University Press, Oxford.
- Pedagoška enciklopedija 2 (1989), Zavod za udžbenike i nastavna sredstva, Beograd.
- Previšić, V. (2000): Slobodno vrijeme između pedagoške teorije i odgojne prakse, u: Napredak 141 (4), Hrvatski pedagoško književni zbor, Zagreb (403-410).
- PRONY projekat (2002): "Položaj mladih u BiH", Vlada Kraljevine Švedske i Ministarstvo za obrazovanje i nauku Federacije BiH, Sarajevo.
- Przeworski, A. (2010): Democracy and the Limits of Self-Government, Cambridge University Press, New York.
- Puhalo, S. (2013): Kako opažamo druge etničke grupe i njihove članove, FES, Sarajevo.
- Puhalo, S. i Perišić, N. (2013): Apstinenti u Bosni i Hercegovini, FES, Sarajevo.
- Puhalo, S., Petrović, N., Perišić, N. (2010): Spremnost na pomirenje u Bosni i Hercegovini, FES, Sarajevo.
- Razvojni program ujedinjenih nacija (2003): Mladi u BiH. Da li si dio problema ili si dio rješenja?, UNDP, Sarajevo.

- Reić-Ercegovac, I., Koludrović, M. (2010): Međugeneracijski prijenos vrijednosnih prioriteta između majki i kćeri, *Journal for educational and school issues*, 59/1.
- Rimac, I., Štulhofer, A. (2004): Sociokulturne vrijednosti, gospodarska razvijenost i politička stabilnost kao čimbenici povjerenja u Europsku uniju, u: Ott, K. *Pridruživanje Hrvatske Europskoj uniji: Izazovi institucionalne prilagodbe*, Institut za javne financije, Zagreb (301-326).
- Rudinesko, E. (2012): *Porodica u rasulu*, Akademsko knjiga, Novi Sad.
- Šalaj, B. (2009): *Socijalno povjerenje u Bosni i Hercegovini*, FES, Sarajevo.
- Schwartz, S. H. (1996.): *Value Priorities and Behavior: Applying a Theory of Integrated Value Systems*, u: Seligman, C., Olson J. M., Zanna, M. P. (ur.): *The Psychology of Values. The Ontario Symposium*, Vol. 8. Hillsdale, Lawrence Erlbaum Associates.
- Segalan, M. (2009): *Sociologija porodice*, Clio, Beograd.
- Sešlić, D. (2011): Vrijednosno-ideološke orijentacije kao predznak i posljedica društvenih promjena, *Politička misao*, 48/3 (35-64).
- Standing, G. (2011): *The Precariat. The New Dangerous Class*, Bloomsbury, London/New York.
- Svjetska banka (2010): *Da li vještine ograničavaju rast u BiH?*, Izveštaj br. 54901-BA, Jedinica za smanjivanje siromaštva i ekonomski menadžment.
- Thomson, R., Bell, R., Holland, J., Hendeson, S., McGrells, S., Sharpe, S. (2002): Critical moments: choice, chance and opportunity in young people's narratives of transition, *Sociology*, 36 (335-354).
- Tilly, C. (2007): *Democracy*, Cambridge University Press, Cambridge.
- Turčilo, L. (2012): *Medijska pismenost kao "preduvjet" za "bolje" medije u BiH*, u: *Zbornik Vjerodostojnost medija: izazovi globalizacije i specifičnosti regiona*, Fakultet političkih nauka, Sarajevo.
- Ule, M., Renner, T., Mencin, M., Tivadar, B. (2000): *Socijalna ranjivost mladih*, URAD Republike Slovenije za mladino/Šentilj: Založba Aristej, Ljubljana.

- UNDP (2009): Veze među nama. Društveni kapital u Bosni i Hercegovini, Sarajevo.
- Velagić, K. (2011): Mladi BiH i sistem vrijednosti, Planjax, Tešanj.
- Vidulin-Orbanić, S. (2008): Fenomen slobodnog vremena u postmodernom drušvu, u: Metodčki obzori 3 (2), Univerzitet Juraj Dobrila, Pula (19-31).
- Zloković, J., Vrcelj, S. (2010): Rizična ponašanja djece i mladih, u: Odgojne znanosti 12 (1), Učiteljski fakultet, Zagreb.
- Žiga, J. (2001): Motivi odlaska mladih iz BiH, Socijaldemokrat, Sarajevo (6-7).
- Žiga, J. (2011): Ograničavajući faktori društveno-ekonomskog razvoja u Bosni i Hercegovini, u: Zbornik radova "Bosna i Hercegovina - 15 godina Dejtonskog mirovnog sporazuma", UNSA, Sarajevo. (283-288).
- Žiga, J., Đozić, A. (2013): Sociologija, OFF-SET, Tuzla.
- Živković, Z. (2012): Knjiga se u BiH više gleda nego čita na: slobodnaevropa.org.

APPENDICES

Questionnaire with percentages

READ: Good afternoon. My name is_____. Ipsos BH, Agency for market research, carries out a survey among young people in Bosnia and Herzegovina as part of the programme funded by Friedrich Ebert Stiftung Foundation. The aim of this study is to examine the opinion of young people about their attitudes and behaviours in a transition country such as BiH. You were selected for this study on a random basis. Your responses will be kept confidential, which means that nobody / no one will know your name or get a glimpse of your answers. Do you have any questions? May we start? Thank you!

Gender:	
Male	51,5
Female	48,5
Age: (M=21,10)	
15 – 17 years	21,5
18 – 22 years	38,9
23 – 27 years	39,5
Ethnic group you belong to:	
Bosniak	56,5
Croat	12,4
Serb	27,3
Other	0,5
Refused to answer	3,4
Type of settlement:	
Village	45,2
City	54,8
Size of settlement:	
up to 2 000	45,2

2 000 - 5 000	11,5
5 000 - 20 000	9,3
20 000 - 50 000	16,6
50 000 - 100 000	3,3
over 100 000 inhabitants	14,1
Entity:	
Federation of Bosnia and Herzegovina	69,8
Republika Srpska	30,3
Region/Canton:	
Una-Sana Canton	8,7
Posavina Canton	
Tuzla Canton	13,6
Zenica-Doboj Canton	11,7
Bosnian Podrinje Canton	
Central Bosnia Canton	7,0
Hercegovina-Neretva Canton	6,6
West Herzegovina Canton	3,0
Sarajevo Canton	13,5
Canton 10	1,6
RS North and Brcko District	20,3
RS East	10,0

LEISURE AND LIFESTYLE

A1. How often do you conduct each of these activities?

		Often	Sometimes	Never	No response
A1.1	Listening to music	81,1	18,3	0,6	-
A1.2	Going out with friends	65,7	31,3	2,9	0,1
A1.3	Reading books / magazines	38,7	45,6	15,1	0,5
A1.4	Doing sports	33,7	37,5	28,2	0,7
A1.5	Watching TV	63	32,7	3,4	0,9
A1.6	Watching movies	56,5	38,4	2,3	2,8
A1.7	Using the Internet/ Web-search	83,5	13,1	2,7	0,7

A2. How many hours on average do you watch TV per day?

1.	Up to 1 hour	29,0
2.	1 – 2 hours	33,3
3.	2 – 3 hours	15,4
4.	3 – 4 hours	5,9
5.	Over 4 hours	7,0
6.	Do not watch TV	5,0
7.	Do not know	4,5

A4. Do you have Internet access?

1.	Yes	94,2
2.	No	5,8

A5. How many hours per day on average do you spend on the Internet?
(N=946)

1.	Up to 1 hour	13,6
2.	1 – 2 hours	22,4
3.	2 – 3 hours	18,8
4.	3 – 4 hours	13,0
5.	4 – 5 hours	12,8
6.	5 – 6 hours	5,0
7.	Over 6 hours	10,8
8.	Do not know	3,6

A6. For what purpose do you use the Internet?

1.	For work	12,1
2.	Reading the news / Accessing information	47,6
3.	Searching for various pieces of information (related to school / work / out of curiosity etc.)	45,0
4.	Communicating with friends / family via "chat-a" / Skype-a	46,0
5.	Sending electronic mail (e-mail)	23,6
6.	Watching videos / listening to music	39,2
7.	"Downloading" films / books	21,1
8.	Video-games	11,0
9.	Virtual-life games (npr. SecondLife, ActiveWorlds i sl.)	5,5
10.	Online shopping / paying bills / making bookings	4,8
11.	Access to social networks like Facebook / Myspace / LinkedIn / G+	74,3
12.	Online check up of the bank account	0,6
13.	Something else	0,4

A7. How much money on average do you spend on each of the following activities? (Displayed in KM)

		0	Up to 15	16 – 25	26 – 40	41 – 55	56 – 80	Over 80	Do not know
A7.1	Watching movies (cinema / shopping / buying DVDs, etc.)	66,1	11,4	2,0	0,8	0,2	-	0,1	19,4
A7.2	Visiting coffee shops / bars / restaurants / pubs	7,1	9,1	16,1	12,5	17,5	2,7	17,2	17,7
A7.3	Clothing/shoes / shopping/ purchasing fashion accessories	3,0	1,9	8,2	8,1	23,1	2,3	25,5	28,0
A7.4	Phone cards / phone bills	2,1	43,1	22,8	8,8	6,2	2,0	2,9	12,2
A7.5	Shopping / buying books and textbooks	42,0	6,7	7,0	3,2	3,0	0,3	1,4	36,5
A7.6	Something else	0,6	0,4	0,6	0,9	0,6	0,2	1,4	-

A8. What of the following, which I will read to you, is in Your opinion "in" or "out"?

		In	Not really in	Out	Do not know
A8.1	Loyalty (to a partner, a friend, an employer)	79,8	14,0	3,3	2,9
A8.2	Taking over responsibility	77,7	15,4	4,2	2,7
A8.3	Being independent	83,1	12,3	2,0	2,7
A8.4	Completing the university	77,0	15,2	3,9	3,9
A8.5	Having a career	87,3	8,2	1,6	3,0
A8.6	Being active in politics	38,7	25,5	30,2	5,6
A8.7	Participating in civil actions / initiatives	52,6	26,0	14,3	7,1
A8.8	Getting married	67,8	20,2	7,4	4,6
A8.9	Looking good	84,9	9,3	2,0	3,9
A8.10	Wearing "branded" clothing		26,6	9,9	5,0
A8.11	Eating a healthy diet	77,3	14,1	3,7	4,9
A8.12	Consuming (grass)	7,9	13,8	72,1	6,2
A8.13	Playing sports	76,0	14,3	4,3	5,4

A9. Do you smoke cigarettes or other tobacco products?

Yes, regularly (every day)	21,0
Periodically	6,6
No (I am a non-smoker)	71,0
No answer	1,4

A10. Do you drink alcoholic beverages?

Yes, regularly (every day)	3,1
Yes, several times a week	5,7
Only on weekends	15,5
Rarely	28,1
No, never	46,4
No answer	1,2

A11. Alcohol is, in your opinion...

Acceptable	33,8
Required, in order to belong to a certain society	13,3
Unacceptable	44,2
Do not know / No answer	8,7

A12. Are you satisfied / dissatisfied with your physical looks?

Very satisfied	36,0
Satisfied	49,9
Neither satisfied / nor dissatisfied	11,5
Dissatisfied	1,3
Very dissatisfied	0,5
Do not know / No answer	0,9

A13. May I ask you which of the following statements best describes your sexual experience?

I have not had sexual intercourse	23,5
I had sexual intercourse with one partner	14,8
I had sexual intercourse with more partners	12,8
No answer	48,8

A14. Do you use birth control? (N=278)

Yes, as a rule	37,8
Yes, sometimes	27,7
No, never	27,7
I am not informed of contraception; I do now what that is	2,2
No answer	4,7

A15. What do you think about refraining from sexual relationship nowadays?

Valuable for both sexes	26,2
Valuable for girls	9,5
Psychological burden	13,3
A concept that is no longer fashionable	16,6
Other response, what?	0,2
Do not know / No answer	34,2

A16. How acceptable / unacceptable are gays and lesbians?

Fully acceptable	6,4
Mostly acceptable	10,7
Neither acceptable or unacceptable	21,5
Mostly unacceptable	21,1
Completely unacceptable	40,3

A17. What is your opinion on abortion?

Abortion should be completely prohibited by law	24,1
Abortion should be prohibited by law, except in medically justified cases	40,4
Abortion should be allowed by law (legal)	16,1
Do not know / Do not have any formed opinion on this	19,3

RELIGIOUS AND SOCIAL AFFILIATION

B1. Please consider a scale with values from 1 to 10, where the value of 1 indicates persons that you trust the least, while the value of 10 refers to persons that you trust the most. Where on such a scale would you rank the following persons?

		1	2	3	4	5	6	7	8	9	10	I do not know	\bar{x}
B1.1	The family members	0,8	0,4	0,3	0,4	1,2	1,6	3,6	8,0	10,6	72,4	0,8	9,35
B1.2	Your relatives	2,4	0,8	2,5	4,1	9,7	10,6	17,6	20,2	14,9	16,2	1,0	7,29
B1.3	Your friends	2,3	1,4	1,4	3,2	10,3	9,0	17,2	20,8	18,4	15,0	1,0	7,38
B1.4	Your neighbours	6,1	4,7	9,0	7,2	19,4	15,4	14,8	13,5	5,2	3,8	0,9	5,63
B1.5	Your colleagues from work / school / university	3,0	2,7	4,4	9,1	16,4	17,1	17,1	16,6	7,1	3,6	2,9	6,13
B1.6	Persons who share different faith	3,6	2,3	5,9	8,6	21,5	18,4	15,1	9,6	5,4	4,3	5,4	5,83
B1.7	Persons who share different political beliefs	5,0	2,5	7,4	9,1	21,1	18,3	12,9	9,1	3,7	2,2	8,8	5,50
B1.8	Religious leaders	7,7	4,5	6,1	8,9	17,1	13,6	12,3	12,1	5,5	6,1	6,3	5,66

B2. How would you feel if some of the following families moved into your neighborhood?

		Very good	Good	I do not care	Bad	Very bad	I do not know
B2.1	A Roma family	7,6	27,3	39,2	10,6	7,5	7,9
B2.2	A homosexual family	4,3	12,5	30,4	17,3	28,9	6,7
B2.3	A group of students	22,2	46,6	24,0	2,7	1,0	3,5
B2.4	A retired couple	15,7	44,4	30,1	4,2	1,7	3,9
B2.5	A family from the other entity	13,4	43,4	34,0	3,8	0,8	4,6
B2.6	A family from China	10,4	35,3	37,0	7,0	4,0	6,5
B2.7	Family from Eastern Europe	10,2	40,1	37,9	4,8	1,5	5,5
B2.8	A family from Western Europe	11,3	42,1	36,1	5,1	0,6	4,9
B2.9	A family from the United States	11,6	41,7	34,6	4,6	2,2	5,4
B2.10	A family from some of the Balkan countries (Serbia, Croatia, Macedonia, Montenegro, Albania, Kosovo, Bulgaria)	18,8	45,1	28,5	2,8	0,8	4,0
B2.11	Family from across the Arabian Peninsula	9,2	30,2	37,0	10,4	6,9	6,5
B2.12	A family of other ethnic group	9,3	36,0	38,1	8,0	2,5	6,2

B3. How often did you feel discriminated against for one of the reasons that I will now read to you?

		Very often	Often	Some-times	Rarely	Never	Do not know
B3.1	Your gender (male / female)	0,1	1,2	4,1	6,7	86,3	1,7
B3.2	Your economic status (poor / rich)	0,1	1,2	6,3	9,8	80,4	2,3
B3.3	Your religious affiliation (Catholic, Ortodox, Muslim or any other)	0,4	1,4	6,9	14,1	74,8	2,4
B3.4	Your ethnicity	0,3	1,0	5,9	9,9	75,0	8,0
B3.5	Your level of education (primary school, secondary school etc)	0,5	1,1	6,0	9,7	80,0	2,8
B3.6	Your party affiliation	0,1	0,8	2,5	5,1	83,5	8,1
B3.7	Region you come from	0,2	1,3	3,9	8,1	83,4	3,2
B3.8	Rural / Urban settlement that you inhabit	0,3	1,0	5,4	9,1	81,9	2,4

B4. What three values, out of the offered ones, you cherish the most?

		First B4.1	Second B4.2	Third B4.3
1.	Personal dignity	50,7	14,1	10,6
2.	Social prestige (social status, social importance)	3,8	6,0	5,0
3.	Altruism (being committed, assisting other people)	5,5	10,8	8,2
4.	Material riches	2,4	6,1	6,5
5.	Tolerance (respecting the opinion of others)	9,3	23,6	16,3
6.	Grit (to fight to achieve a goal)	13,6	17,9	19,9
7.	Correctness	8,1	14,0	21,9
8.	Broadmindedness (world view, that is not bound by dogma or tradition)	5,2	6,6	11,0
9.	Do not know / No answer	1,5	1,1	0,5

B5a. We are interested in your view of the world, that is, your general view on life. Pročitat ću Vam više različitih ideja, mišljenja i stavova o životu koje opisuju kako različiti tipovi ljudi gledaju na sebe i svijet oko sebe. I will read you a number of different ideas, opinions and attitudes about life, that describe the way different personality types perceive themselves and the world around them. Molim Vas da navedete u kojoj mjeri se Vi lično/osobno slažete ili ne slažete sa tim tvrdnjama. Please indicate to what extent you personally agree or disagree with these claims. Molimo Vas da se koristite ovom skalom/ljestvicom od 1 do 7, gdje 1 znači da se uopće/uopšte ne slažete sa tvrdnjom, a 7 da se u potpunosti slažete sa tvrdnjom. Please use this scale of 1 to 7, where 1 means that you totally disagree with the statement, while 7 means that you fully agree with the statement.

		1	2	3	4	5	6	7	Do not know	\bar{x}
1.	Without my family, life would lose all meaning	1,0	1,3	2,4	8,0	13,7	14,6	58,3	0,7	6,13
2.	In my life, I try to put my family first	0,7	1,8	4,7	13,1	20,5	17,8	40,4	0,9	5,72
3.	What I want the most in life is to realize successful career	0,8	0,8	3,6	15,2	23,0	20,5	34,2	1,9	5,68
4.	Success in business is what makes my life worth	1,8	2,5	5,7	19,6	25,7	19,0	23,5	2,2	5,29
5.	Nowadays, a person can only energize through leisure	8,0	4,6	10,5	23,7	23,7	13,3	14,6	1,6	4,59
6.	It is free time, not work, that makes my life worthwhile	13,4	7,2	11,7	22,8	21,9	11,4	9,5	2,2	4,18
7.	It is important to have a job where I can continually improve my capabilities and skills.	2,3	2,7	8,0	18,3	19,7	15,5	31,8	1,7	5,34

8.	Education and personal development are very important to me.	0,4	0,8	4,0	10,4	19,0	20,4	43,5	1,5	5,91
9.	In my opinion, money is the best measure of success.	13,2	6,4	16,9	22,7	20,0	10,3	9,9	0,6	4,04
10.	What I want most of all is to have a lot of money.	12,5	6,5	16,5	23,5	21,9	9,4	8,9	0,9	4,05
11.	I avoid all things that do not give me personal pleasure.	2,7	3,7	10,4	20,4	23,2	14,6	23,9	1,1	5,04
12.	All things that do not bring pleasure are not worth my attention.	5,8	4,3	12,2	22,1	22,0	12,5	19,3	1,8	4,76
13.	The belief in God is one of the most important things in my life.	3,1	2,4	6,4	16,1	21,1	16,9	32,5	1,5	5,39
14.	I regularly visit sacral objects to perform prayer.	8,9	7,6	16,9	20,5	20,5	10,8	13,7	1,1	4,30
15.	I prefer to spend time with my friends.	1,0	1,1	3,3	12,0	21,8	22,7	37,4	0,8	5,75
16.	Without friends, life would lose all meaning.	3,2	1,9	5,1	13,6	23,2	22,0	30,3	0,7	5,43

B5. In the last 12 months, have you been involved in any volunteering work, or have you been doing certain jobs for which you were not supposed to be paid?

Yes	19,0
No	77,9
Do not know / No answer	3,1

B6. On which of these jobs have you volunteered in the last 12 months?

Participation in public activities in the local community	47,1
Supporting persons with special needs/the elderly/children	19,4
Organisation of sports events	7,9
Organisation of cultural events (festivals, concerts etc)	7,3
Supporting a colleague in learning	15,7
Religious activities	7,9
Supporting the work in the business sector (some company)	5,2
Activities of non-governmental organisation	9,9
Other	10,9

B8. What is your religion?

Catholic	12,5
Ortodox	27,3
Islamic	55,8
Judaism	0,1
I am an atheist	0,9
I have no religion	0,9
Do not know	2,6

B9. Do you believe/doubt/do not believe in the following statements?

	I believe	I doubt	I do not believe
God exists.	93,6	4,2	2,2
Heaven and hell exist.	86,5	9,9	3,7
God created the world.	90,2	7,3	2,5
God is the source of moral regulations and duties.	86,4	10,2	3,5

B10. Please, answer how often ...?

	Regu- larly	Often	Some- times	Never
You go to church / mosque / synagogue to attend a religious service	13,1	19,8	56,3	10,8
You pray	16,5	27,8	46,8	8,9
Celebrate religious holidays	72,6	15,5	9,6	2,3
Go on a pilgrimage	4,0	5,4	25,6	65,0

B11. Below are listed different relationships that we may have with people of different nationalities. If you were in a position to decide, which of these relationships would you accept? The intensity of the relationship increases from left to right, so please mark only ONE type of relationship, that is, the closest relationship you are willing to accept with members of the listed nationalities.

		1	2	3	4	5	6	7	8	
		I do not want to be in any relationship with them	Permanently residing in my country	Living in my neighbourhood	They are my colleagues at work	To be my superiors at work	To associate with them and to visit them	To perform top functions in political life	To be more closely related (marriage, etc.)	\bar{x}
1.	Albanians	40,1	22,2	12,6	9,2	3,1	11,9	0,6	0,3	2,52
2.	Americans	19,2	24,1	15,4	16,1	5,4	17,1	2,2	0,4	3,26
3.	Bosniaks	10,3	26,1	17,8	7,3	3,5	15,1	2,5	17,4	4,10
4.	Bosniaks	15,5	25,1	21,1	8,2	4,1	23,0	1,0	2,0	3,43
5.	Croats	12,4	30,2	18,5	9,1	3,7	20,1	0,9	5,2	3,51
6.	Germans	11,4	22,6	13,3	17,7	11,2	18,0	4,0	1,8	3,74
7.	Roma	41,4	26,7	11,2	6,2	2,4	11,3	0,7	0,2	2,39
8.	Russians	26,2	24,6	14,2	11,8	6,2	14,5	0,7	1,8	3,02
9.	Slovenians	13,6	27,2	19,8	14,5	5,7	17,0	1,5	0,6	3,31
10.	Serbs	14,9	30,9	15,6	7,9	3,1	14,4	0,8	12,4	3,62
11.	Turks	26,2	24,1	16,3	10,8	4,2	15,6	1,9	0,9	3,02
12.	Arabs	32,3	20,1	14,9	11,1	4,0	15,6	1,2	0,8	2,90
13.	Chinese	33,0	23,3	15,7	11,5	4,3	11,4	0,8	0,1	2,69

FAMILY AND FRIENDS

C1. Who do you currently live with? Do you live alone, with parents, partner, or friends?

1.	I live alone	3,5
2.	I live with both parents	67,3
3.	I live with my mother	11,0
4.	I live with my father	2,2
5.	I live with my partner or spouse	11,1
6.	I live my friends / relatives	1,7
7.	Something else, what?	0,4
8.	Do not know / No answer	1,0

C2. Which of the following statements best describes your situation?
(N=822)

1.	I live with my parents, since it is the easiest solution for our family	67,5
2.	If I had financial self-reliance, I would live by myself	25,3
3.	I would gladly live alone, but my parents are not supportive of the idea	1,9
4.	Something else, what?	0,7
5.	Do not know / No answer	4,5

C3. Which of the following statements best describes your relationship with parents?

We agree very well	50,3
We agree, although sometimes we share different opinion on things	43,0
We disagree and we often quarrel	3,9
We deal with many conflicts in our relationship	0,3
My parents are no longer alive	0,2
Do not know / No answer	2,3

C5. Who of your family members has the greatest impact on your important decisions?

Father	36,1
Mother	40,2
Brother	0,8
Sister	1,3
Grandfather	0,3
Grandmother	0,6
Someone else, who?	1,5
Do not know / No answer	13,3

C6. How do you make important decisions?

My parents make all important decisions for me	5,7
My parents and myself make joint decisions	59,2
I am free to make my own decisions	32,5
Do not know / No answer	2,6

C7. How do you imagine your future?

I am married and I have my own family	87,8
I live in a common law marriage with my partner	2,5
No relationship or family commitments	3,7
Other	0,2
Do not know / No answer	5,8

C8. In your opinion, what is the MAIN ADVANTAGE of marriage in comparison to a common-law union? (N = 882)

Marriage ensures more accountability among partners	57,8
Marriage ensures higher accountability of partners for their children	18,4
Marriage brings higher financial safety for partners	4,9
In BiH society, marriage is more respected than common-law union	13,4
Other, what?	0,3
Do not know / No answer	5,2

C9. In your opinion, what is the MAIN ADVANTAGE of s common-law marriage in comparison to a marriage? (N=907)

More mutual independence for both partners	22,6
Partners have more room to focus on their career	10,8
Conflicts between partners are less probable	6,8
Partners more easily solve their mutual misunderstandings	8,9
It is easier for partners to break up	27,2
Other, what?	1,3
Do not know / No answer	22,3

C10. In your opinion, what is the best age for women to enter into marriage? (M=25,01)

17 - 20	6,4
21 - 24	20,8
25	37,3
26 - 29	17,2
30	6,5
Over 30	1,0
Do not know / No answer	10,9

C11. In your opinion, what is the best age for man to enter into marriage? (M=27,25)

17 - 20	2,0
21 - 24	6,2
25	24,0
26 - 29	31,6
30	21,0
Over 30	5,0
Do not know / No answer	10,3

C12. How many children would you like to have? (M=2,36)

0	0,4
1	5,1
2	46,5
3	20,7
4 and over	5,3
Do not know / No answer	22,0

C13. How important are these factors in choosing a marriage partner?

		Very im- por- tant	Im- port- ant	Neither im- por- tant nor unim- portant	Un- import- ant	Totally unim- portant	No an- swer	\bar{x}
		1	2	3	4	5	9	
C13.1	Religious affiliation	29,1	37,2	18,7	7,9	6,0	1,2	2,24
C13.2	Economic status	10,2	24,6	36,0	20,9	6,8	1,6	2,89
C13.3	Family approval	23,9	41,5	20,2	9,2	3,5	1,7	2,26
C13.4	Virginity	13,2	20,5	28,2	15,7	12,9	9,4	2,94
C13.5	Personality	46,9	34,9	11,8	3,5	1,3	1,7	1,75
C13.6	Body looks	16,6	45,7	28,0	7,0	1,9	0,8	2,31
C13.7	Educational level	17,5	36,5	32,7	9,3	3,1	1,0	2,43
C13.8	Shared interests	44,7	39,5	11,8	2,7	0,5	0,8	1,74
C13.9	Regional origin	13,1	30,3	29,2	17,5	8,3	1,6	2,77
C13.10	Ethnic origin	22,9	35,9	22,2	10,3	7,5	1,3	2,43

C14. Let's know move on to another topic: Do you have a close circle of friends that you hang out with and you spend time with?

1.	Yes	74,3
2.	No	19,7
3.	Do not know / No answer	6,0

C15. How satisfied are you/dissatisfied with your friends?

1.	Very satisfied	34,0
2.	Satisfied	51,5
3.	Neither satisfied nor dissatisfied	12,5
4.	Dissatisfied	1,7
5.	Very dissatisfied	0,3

C16. Have you participated in any violent conflicts in the past 12 months?

		Yes	No	No response
C16.1	With other young people in the neighbourhood / quarter where I reside	4,7	93,8	1,5
C16.2	With other young people in a club or in a cafe	3,1	94,6	2,3
C16.3	In a sports hall, on a football pitch etc	4,3	93,5	2,2
C16.4	In school / At university	3,1	91,8	5,1
C16.5	With young people of other political convictions	1,4	95,2	3,4
C16.6	Clashes with the police (eg on protests)	0,9	96,4	2,7
C16.7	Conflicts with a partner	1,6	93,9	4,5

C17. Have you participated in any of these violent conflicts?

		Yes	No	No response
C17.1	With other young people in the neighbourhood / quarter where I reside	11,3	85,7	3,1
C17.2	With other young people in a club or in a cafe	7,5	89,7	2,8
C17.3	In a sports hall, on a football pitch etc	9,3	88,3	2,4
C17.4	In school / At university	11,6	82,0	6,5
C17.5	With young people of other political convictions	1,3	95,4	3,3
C17.6	Clashes with the police (eg on protests)	1,7	94,8	3,5
C17.7	Conflicts with a partner	2,3	93,5	4,2

CONCERNS AND ASPIRATIONS

D1. How strong is your desire for change your place of residence or move to another town / village in Bosnia and Herzegovina?

1.	Very strong	11,0
2.	Somewhat strong	27,5
3.	Not very strong	28,0
4.	No such desire	30,2
5.	Do not know / No answer	3,4

D2. What is the MAIN REASON why you would like to relocate? (N=386)

1.	Improvement of the standard of living	58,3
2.	Higher cultural diversity	3,9
3.	Better education	6,5
4.	Easier employment	16,8
5.	Greater opportunity to launch one's own business	4,7
6.	Proximity to people I care about	3,4
7.	Getaway from conflicts in my town or village	3,1
8.	Other	0,8
9.	Do not know / No answer	2,6

D2a. Would you like to change your place of residence, or move to another country?

1.	Yes	49,2
2.	No	37,9
3.	Do not know / No answer	12,8

D3. How strong is your desire to emigrate from Bosnia and Herzegovina?
(N=494)

1.	Very strong	48,2
2.	Somewhat strong	44,7
3.	Not very strong	6,3
4.	No such desire	0,2
5.	Do not know / No answer	0,6

D4. Where would you prefer to emigrate? (N=459)

1.	Australia	5,9
2.	Italy	3,1
3.	Germany	41,0
4.	Austria	11,1
5.	Serbia	2,2
6.	Croatia	2,0
7.	USA	4,8
8.	Canada	3,1
9.	The countries of the Arabian Peninsula	0,4
10.	Turkey	2,0
11.	The Scandinavian countries	9,2
12.	Switzerland	3,3
13.	Other	4,6
14.	Do not know / No answer	7,6

D5. What is the MAIN REASON why you would like to move out of Bosnia and Herzegovina? (N=459)

1.	Improvement of the standard of living	67,8
2.	Higher cultural diversity	2,2
3.	Better education	4,6
4.	Easier employment	14,6
5.	Greater opportunity to launch one's own business	2,2
6.	Proximity to people I care about	0,2
7.	Getaway from conflicts in my town or village	6,8
8.	Other	1,3
9.	Do not know / No answer	0,4

D6. How do you see your future in 10 years?

1.	Better than the present	58,4
2.	Equal to the present	25,7
3.	Worse than the present	10,2
4.	Do not know / No answer	5,8

EDUCATION AND OCCUPATION

E1. What is the education level you are currently attending?

1.	Primary school	1,4
2.	Secondary school	32,1
3.	College	20,6
4.	MA	5,4
5.	PhD	0,2
6.	I do not go to school / I do not study	39,4
7.	No answer	0,9

E2. What would you say: Do you attend school / university: Very gladly, gladly, sometimes willingly and sometimes unwillingly, unwillingly or very unwillingly (N=599)

1.	Very gladly	15,9
2.	Gladly	39,4
3.	Sometimes willingly / Sometimes unwillingly	32,9
4.	Unwillingly	5,0
5.	Very unwillingly	2,0
6.	Do not know / No answer	4,8

E3. In your opinion, what best describes your everyday life in school / at college? (N=599)

1.	Very tiring and stressful	8,8
2.	Hectic and stressful	19,5
3.	Somewhat hectic and stressful	39,9
4.	Easy and not very stressful	20,7
5.	Very easy and completely stress-free	4,0
6.	Do not know / No answer	7,0

E4. What was your GPA in the last year? (N=599)

1.	Between 1.0-2.0 (5.0 – 6.5)	2,0
2.	Between 2.1-3.0 (6.6. – 7.5)	12,0
3.	Between 3.1-4.0 (7.6 – 8.5)	40,7
4.	Between 4.1-5.0 (8.6 – 10.0)	30,6
5.	Do not know / No answer	14,7

E5. Do you believe that grades and exams can be bought in Your school/ at college? (N=599)

1.	Yes, often	13,7
2.	Yes, sometimes	22,2
3.	Yes, but very rarely	15,5
4.	No, never	27,7
5.	Do not know / No answer	20,9

E5a. Have you personally... (N=308)

	Heard of a case of buying grades in Your school / at college	Witnessed the occurrence of buying grades in Your school / at college	Been involved in buying grades in Your school / at college
Yes	51,3	6,2	1,9
No	43,2	84,4	91,6
No answer	5,5	9,4	6,5

E6. How many hours do you study per day? N=599)

1.	Up to 1 hour	18,4
2.	On average 1-2 hours per day	25,9
3.	On average 2-3 hours per day	24,0
4.	On average 3-4 hours per day	12,7
5.	More than 4 hours per day	8,2
6.	Do not know / No answer	10,9

E7. What private tutorials did you take in the course of last year? (N=599)

1.	Private tutorials in foreign languages	3,5
2.	Tutorials in natural science (mathematics, physics, chemistry)	9,5
3.	Tutorials in social or humanistic sciences (sociology, psychology, history, economy), tutorials in arts (eg. music)	1,0
4.	Tutorials in arts	0,2
5.	I did not use private tutorials during the last year	85,8

E9. Which of the following statements related to the choice of Your college best describes your situation? (N=599)

1.	I study (studied / will study) the field of study that I wanted to study	51,9
2.	I will choose a field of study that will get me a job, even though this study does not correspond with my aspirations	11,0
3.	I chose / I will choose a field of study that I have a fair chance of entering, even though this field of study does not correspond with my aspirations	4,3
4.	Do not know / No answer	32,7

E10. What is your general level of satisfaction with the quality of education in Bosnia and Herzegovina?

1.	Very satisfied	5,7
2.	Satisfied	26,4
3.	Neither satisfied nor dissatisfied	37,7
4.	Dissatisfied	16,6
5.	Very dissatisfied	8,1
6.	Do not know / No answer	5,5

E11. If you could choose, where would you prefer to be educated?

1.	In a public education institution in Bosnia and Herzegovina	38,0
2.	In a private education institution in Bosnia and Herzegovina	7,8
3.	In a public education institution abroad	30,8
4.	In a private education institution abroad	7,0
5.	Do not know / No answer	16,4

E12. If you could choose, what education degree would you pursue?

1.	Three-year secondary vocational education (you may be trained for a mechanic, an electrician, etc.)	23,3
2.	College	62,4
3.	Do not know / No answer	14,3

E13. Have you ever participated in an internship / volunteering / additional qualifications?

1.	Yes	17,2
2.	No	78,7
3.	Do not know / No answer	4,1

E14. Do you believe that you will quickly find a job after completing BA/ MA/PhD (N=263)

1.	Yes, I believe that I will find a job immediately upon graduation	17,1
2.	Yes, I believe that I will find a job after some time	39,2
3.	No, I do not believe that I will find a job quickly	30,8
4.	Do not know / I hope so	12,9

E15. Are you currently employed (full-time or part-time)?

1.	Yes	20,6
2.	No	77,1
3.	Do not know / No answer	2,3

E16. How many hours per week do you work on average? (N=207) (M=42,18)

1.	1 - 20	9,2
2.	21 - 39	3,9
3.	40	34,3
4.	41 -59	34,8
5.	60 and more	8,2
6.	Do not know / No answer	9,7

E17. Do you work “in your profession”, that is, in an occupation for which you are qualified or for which you are getting a formal education? (N=207)

1.	I am not qualified for an occupation	4,8
2.	Yes, I work in a profession for which I am qualified / I am getting a formal education	35,3
3.	Yes, in a certain way	18,8
4.	No, I do not work in the profession for which I am qualified	35,7
5.	Do not know / No answer	5,3

E18. Which one of the following sectors would you like to work in?

1.	Public administration	57,8
2.	Private sector	19,9
3.	Non-governmental organisations	7,4
4.	International organisations (World Bank, OSCE, UNDP etc.)	12,7
5.	Other	2,2

E19. I will list for you 5 factors that people in Bosnia and Herzegovina consider as important in finding a job. These are: acquaintances / friends, expertise, level of education, political ties, fortune. Please rank order these factors in terms of their importance – rank as 1st a factor that you think is most important in finding a job, rank as 2nd a factor that you think is second in importance, etc.

	Element	Ranks					
		1	2	3	4	5	6
E19A	Acquaintances / Friends	48,9	20,5	12,7	10,6	5,5	1,7
E19B	Expertise	12,3	30,8	24,7	19,3	12,0	1,0
E19C	Level of education	12,5	18,2	30,0	27,7	9,8	1,4
E19D	Political ties	17,1	21,7	13,3	26,2	16,9	4,0
E19E	Fortune	6,2	7,2	18,0	14,4	50,2	3,9
E19F	Other	2,8	1,5	1,2	1,6	5,1	87,7

E20. I will give you 4 factors that are considered as important in deciding to accept a job. These are: salary, job security, opportunity to work with likable people, job satisfaction. Please rank order these factors in terms of their importance – rank as 1st a factor that you think is most important in deciding to accept a job, rank as 2nd a factor that you think is second in importance, etc.

	Element	Ranks				
		1	2	3	4	5
E20A	Salary	45,4	32,1	11,2	8,8	2,1
E20B	Job security	30,0	39,7	19,6	8,2	2,5
E20C	Opportunity to work with likable people	6,0	14,7	34,1	43,5	1,7
E20D	Job satisfaction	15,0	12,4	33,4	35,7	3,6
E20E	Other	3,6	0,9	1,6	3,7	89,6

E21. What activities were financed by Your parents in order to increase your success in later schooling or employment?

1.	Participation in summer schools of science	2,69
2.	Private tutorials in order to score A in some subjects (score A on mid-term test or end of the school year test)	5,37
3.	Studying foreign languages abroad	0,50
4.	Studying foreign languages (in a foreign language school)	8,07
5.	Attending international secondary school	0,79
6.	Schooling abroad during one or more school years during secondary school	0,59
7.	Attending private college	0,69
8.	None of the above listed	85,16

DEMOCRACY AND POLITICS

F1. How often do you talk with parents about politics / current events?

1.	On the daily or weekly level	7,3
2.	Once in two weeks	7,4
3.	Once a month	9,3
4.	Less than once a month	19,4
5.	Never	48,6
6.	Do not know / No answer	8,1

F1a. And how often do you talk with your friends about politics / current events?

1.	On the daily or weekly level	5,1
2.	Once in two weeks	10,6
3.	Once a month	10,5
4.	Less than once a month	20,4
5.	Never	46,6
6.	Do not know / No answer	6,9

F2. How interested you are in political events? Evaluate your interest based on the following scale / charts?

		I am very inter- ested	Inter- ested	Neither inter- ested nor un- inter- ested	I am not inter- ested	Not at all inter- ested	No an- swer	\bar{x}
		1	2	3	4	5	9	
F2.1	World Politics	3,3	11,8	27,7	27,6	26,7	3,0	3,65
F2.2	Politics in the Balkans	3,2	13,9	26,2	26,5	27,9	2,3	3,63
F2.3	Politics in Bosnia and Herzegovina	4,9	20,9	26,8	21,1	24,2	2,1	3,40
F2.4.	Politics in the EU	3,9	17,4	28,7	25,9	21,9	2,2	3,46

F3. To what extent do your political views and beliefs match those of your parents?

1.	Strongly match	5,2
2.	Mostly match	30,6
3.	Our views significantly differ	16,1
4.	Our views do not match at all	12,7
5.	Do not know / No answer	35,4

F3a. When we talk about politics, terms such as “liberal” and “conservative” are usually used. Please check the number on the scale of 1 to 10 that best describes your political stance. ($\bar{x}=4,71$)

1	2	3	4	5	6	7	8	9	10	Do not know
10,4	3,0	4,5	5,2	21,3	12,8	5,4	2,9	0,5	2,1	32,0
Liberal								Conservative		

F5. How many times did you vote since you were granted the right to vote? (If you can remember)

1.	In all elections in which I had the right to vote	19,0
2.	Majority of elections	9,5
3.	Limited number of elections	16,1
4.	Never	25,5
5.	I do not have the right to vote	22,5
6.	Do not know / No answer	7,4

F6. What do you think, to what extent does Your voice influences the way government governs? (N=778)

Government / Level	Has strong influence	Some-what influences	Slightly influences	Has no influence	No response	\bar{x}
	1	2	3	4	0	
At the state level	2,4	13,1	36,8	34,7	13,0	3,19
At the entity level	2,6	11,1	36,5	36,5	13,4	3,23
At the local / cantonal level	2,8	14,7	33,0	36,2	13,2	3,18

F7. What are your main sources of information on political events?

1.	Internet	58,2
2.	TV	61,8
3.	Daily newspapers	11,7
4.	Radio	5,0
5.	Discussions within the family	11,7
6.	Conversations with friends	11,9
7.	Social networks	10,7
8.	Other	2,0

F8. Your political beliefs are generally

When people today talk about their political beliefs, they usually speak of "left" and "right", and, they are accordingly more a fan of left or right political parties. Given the terms "left" or "right" – when you express Your political beliefs and attitudes – where would you place yourself on the following scale? (M=5,40)

1	2	3	4	5	6	7	8	9	10	Do not know
2,2	0,4	2,7	5,5	24,0	12,5	6,0	2,1	0,4	2,4	41,8
Extreme left									Extreme right	

F9. How well young people who are active in politics represent your interests?

1.	Very well	1,1
2.	To a certain extent	20,2
3.	Not much	30,5
4.	Absolutely not	29,1
5.	Do not know / No answer	19,1

F10. How much trust do you have in the following institutions? Do you trust these institutions fully, do you generally trust them, do you generally distrust or you have no trust at all?

		I fully trust	I generally trust	I generally distrust	I do not trust at all	Do not know	\bar{x}
		1	2	3	4	0	
F10.1	Political parties	1,5	9,8	30,9	46,7	11,2	3,38
F10.2	Central Election Commission BiH	2,7	16,6	29,1	37,0	14,6	3,18
F10.3	BiH Parliament	1,2	10,7	29,4	45,9	12,8	3,38
F10.4	BiH Council of Ministers	1,5	9,0	29,8	47,2	12,5	3,40
F10.5	Local government bodies	5,7	18,9	31,4	31,9	12,2	3,02
F10.6	State Prosecution	1,9	14,4	28,9	39,4	15,3	3,25
F10.7	Police	8,2	37,8	24,2	21,6	8,2	2,65
F10.8	Audit office of the institutions of Bosnia and Herzegovina	1,4	15,8	33,5	31,3	18,0	3,15
F10.9	Religious leaders	8,4	31,9	22,2	26,3	11,3	2,75
F10.10	Judiciary	3,1	28,0	26,4	30,7	11,9	2,96
F10.11	Media	2,8	28,4	34,4	25,5	9,0	2,91
F10.12	Labour Unions	2,1	21,3	27,8	32,2	16,6	3,08
F10.13	Non-governmental organisations	4,4	25,8	27,9	27,6	14,3	2,92
F10.14	OHR	3,6	20,9	28,8	31,6	15,1	3,04
F10.15	Entity Prime Minister	2,3	12,9	31,6	38,2	14,9	3,24

F11. How generally satisfied are you /dissatisfied with the level of democracy in Bosnia and Herzegovina?

1.	Very satisfied	2,7
2.	Satisfied	15,7
3.	Neither satisfied nor dissatisfied	45,3
4.	Dissatisfied	25,0
5.	Very dissatisfied	11,3

F13. In what way are you engaged in socio-political activities?

1.	Through a political party	3,2
2.	Through support to a candidate/party in the pre-election campaign	0,8
3.	Work in the local community or local government	0,3
4.	Work in the NGO sector	0,5
5.	Reporting on politics (media, blog...)	0,8
6.	Online discussions about politics (forum)	0,6
7.	Civic activism	0,6
8.	Civic protests	1,4
9.	Other	0,1
10.	I am not engaged in socio-political activities	92,9

F14. Please choose one statement that best reflects Your opinion in relation to democracy as a form of government.

1.	Democracy is the best of all other forms of government	35,3
2.	Democratic and non-democratic forms of government are the same	9,3
3.	In some cases, non-democratic government can be better than democratic	12,9
4.	Neither of the above	13,7
5.	I do not know	19,0
6.	Refuses to answer	9,8

GOVERNANCE AND DEVELOPMENT

G1. In your opinion, to what extent are the following problems disturbing for Bosnian-Herzegovinian society?

	Scale of disturbance as a result of problems listed below	Very disturbing	Mostly disturbing	Neither disturbing nor undisturbing	Mostly not disturbing	Absolutely not disturbing	I do not know
1.	Increase in poverty	63,7	26,1	5,4	1,7	0,5	2,6
2.	Unemployment	73,0	19,3	4,5	0,7	0,4	2,1
3.	Environmental pollution	46,8	30,4	15,2	4,8	0,7	2,1
4.	Terrorism threat	36,0	24,4	16,8	11,4	8,1	3,4
5.	Threat of the spread of HIV/Aids	30,0	28,8	18,5	11,2	7,5	4,1
6.	Threat of the spread of cronic diseases (cancer, heart disease)	37,7	32,7	15,5	8,3	2,4	3,4
7.	Improper implementation of the law	44,9	33,5	11,6	4,8	1,9	3,4
8.	Job insecurity	56,0	27,6	8,8	3,1	1,6	3,0
9.	The risks to health and life in the workplace	44,7	32,9	12,6	4,7	1,6	3,5
10.	The risk that citizens working abroad will never return to live in Bosnia and Herzegovina	38,1	17,3	17,2	11,3	11,2	4,9
11.	Street crime risk	39,8	33,0	14,9	6,9	2,4	3,0
12.	Various criminal and smuggling activities	48,4	31,1	12,4	3,8	1,6	2,8
13.	Climate change	43,9	33,8	13,3	4,4	1,6	3,0
14.	Inefficient fight against corruption	52,6	31,6	9,2	2,4	0,7	3,6

G2. In Your opinion, what will economic growth rate of the BiH citizens look like in the next 10 years?

1.	It will largely improve	5,6
2.	It will be somewhat improved	38,4
3.	There will be no improvements	32,3
4.	It will be somewhat worsened	10,8
5.	It will be significantly worsened	6,4
6.	Do not know / No answer	6,6

DOMESTIC AND FOREIGN POLICY

H1. To what extent do you agree / disagree with the entry of BiH into the EU?

1.	I completely agree	25,0
2.	I fully agree	30,0
3.	I neither agree nor disagree	21,4
4.	I mostly disagree	9,6
5.	I totally disagree	9,4
6.	Do not know / No answer	4,7

H2. Please evaluate why and how desirable it is that BiH joins the European Union. Please give your answer on a scale 1 – strongly agree to 4 – completely disagree.

	EU membership of BiH is desirable since it allows the following:	Strongly agree	I mostly agree	I mostly disagree	I completely disagree	\bar{x}
		1	2	3	4	
1.	Higher quality and faster economic development	40,3	37,9	15,8	5,9	1,87
2.	Faster democratisation of society	38,7	37,3	17,0	7,0	1,92
3.	Higher standard of living for people	38,9	38,9	17,1	5,0	1,88
4.	Improved protection of human rights and minority rights	39,7	39,9	14,4	5,9	1,86
5.	Improved knowledge of the cultures and religions of other peoples	40,6	37,9	15,2	6,2	1,87
6.	Better job opportunities	45,0	37,7	12,6	4,6	1,77
7.	Improved quality of education	42,9	36,8	15,2	5,1	1,82
8.	Improved military protection of BiH	38,1	34,9	18,9	8,1	1,97
9.	Greater opportunities for travel and making friends	46,2	37,3	11,7	4,9	1,75
10.	The whole regions wants it	36,1	34,6	19,9	9,5	2,03
11.	Better environmental protection	36,1	42,8	14,6	6,5	1,92

H3. Please evaluate why and how undesirable it is that BiH joins the European Union. Please give your answer on a scale 1 – strongly agree to 4 – completely disagree.

	EU membership of BiH is undesirable since it allows the following:	Strongly agree	I mostly agree	I mostly disagree	I completely disagree	\bar{x}
		1	2	3	4	
1.	It threatens national identity of all peoples in BiH	8,5	24,1	41,3	26,1	2,85
2.	It violates the sovereignty of Bosnia and Herzegovina	12,1	25,6	43,9	18,4	2,69
3.	It increases the chances of economic exploitation of BiH	18,2	35,5	33,5	12,8	2,41
4.	It makes BiH dependent on developed European countries (culturally, politically, economically, etc)	17,3	32,6	37,9	12,2	2,45
5.	It hinders development of Bosnia and Herzegovina through economic standards	14,4	32,7	36,1	16,8	2,55

H5.To what extent do you trust the EU institutions?

1.	I fully trust	5,2
2.	I mostly trust	25,1
3.	I neither trust nor distrust	33,2
4.	I mostly distrust	13,1
5.	I totally distrust	12,2
6.	Do not know / No answer	11,3

H6. How would you rate your degree of knowledgeableness of the EU?

1.	I am insufficiently informed of the EU	21,2
2.	I am inadequately informed of the EU	26,0
3.	I am averagely informed of the EU	36,1
4.	I am well informed of the EU	7,8
5.	I am fully informed of the EU	2,8
6.	Do not know / No answer	6,2

H7. How would you rate your level of knowledgeableness of the EU programmes for youth?

1.	I am insufficiently informed of the EU programmess for youth	31,5
2.	I am inadequately informed of the EU programmess for youth	26,1
3.	I am averagely informed of the EU programmess for youth	28,9
4.	I am well informed of the EU programmess for youth	5,6
5.	I am fully informed of the EU EU programmess for youth	1,4
6.	Do not know / No answer	6,6

DEMOGRAPHIC MODULE

iDEGREE. What is your highest level of education? And the highest level of education of Your mother and Your father?

	Uncompleted and complet- ed primary school	Three-year secondary school	Four-year secondary school	Baccalaureate / Graduate study (College)	MA or PhD
Respondent	18,7	13,9	47,4	17,2	2,7
Mother	23,6	25,7	44,5	4,4	1,7
Father	10,5	29,8	49,4	7,9	2,3

FURTHER INFORMATION – ECONOMIC STATUS

M1. How many computers do you have (desktop PC) ?

I do not have a computer	14,7
1	74,7
2 and more	6,0

M2. How many laptops do you have?

I do not have a laptop	54,1
1	36,1
2 and more	5,1

M3. Do you have a tablet device?

I do not have a tablet device	79,8
1	13,3
2 and more	1,2

M4. How many smartphones do you have?

I do not have a smartphone	37,0
1	37,2
2 and more	21,4

M5. How many cars do you have (personal, other) ?

I do not have a car	28,0
1	58,5
2 and more	9,3

M6. How many rooms are there in your apartment / house?

1	4,5
2	22,0
3	27,7
4	17,0
5 and more	18,2

M7. How many books do you have in your apartment / house?

0	7,0
Up to 10	11,0
11 – 20	12,7
21 – 30	3,8
31 – 50	6,7
51 – 100	3,7
Over 100	2,5
Do not know / No answer	52,6

M8. Do you live in a rented apartment / house?

Yes	8,2
No	91,8

M9. Do you live in your own apartment / house?

Yes	90,9
No	9,1

M10. Do you have your room?

Yes	91,3
No	8,7

M10. Do you have Internet connection?

Yes	93,8
No	6,2

M11. Based on the scale below, can you please categorize monthly expenditure of Your household? By monthly expenditure is meant daily expenditure for food, clothes, communication expenses, utilities, leisure?

1.	Up to 250 KM	3,5
2.	251 - 400 KM	2,8
3.	401 - 550 KM	5,1
4.	550 KM - 700 KM	7,9
5.	701 - 800 KM	7,9
6.	801 - 1100 KM	10,1
7.	1101 - 1350 KM	4,6
8.	1351 - 1850 KM	1,1
9.	1851 - 2700 KM	0,7
10.	Over 2700 KM	0,4
11.	Does not want to answer	22,6
12.	Does not know	33,5

OCCUPATION

1. What is your current status? Are you ...?

Employed full-time	17,5	Student	24,4
Employed part-time	2,7	Agricultural worker	0,5
Work independently / free-lance	1,1	Company owner	0,1
Unemployed	25,9	Other	0,3
Pupil	27,4		

In case you are employed, what is your average monthly salary?

Up to 300 KM	78,0
301 – 500 KM	4,6
501 – 750 KM	3,1
751 – 1000 KM	0,7
1001 – 1500 KM	0,4
1501 – 2000 KM	0,3
Over 2000 KM	1,1
Do not know	11,7

NOTES ON THE AUTHORS



Dr. sc. Jusuf Žiga

He graduated from the Faculty of Political Science, University of Sarajevo (Department of Sociology) in 1975. He completed his Master's Degree at the University of Sarajevo in 1982 (Master of Social Science). He completed his PhD at the Faculty of Philosophy, University of Sarajevo in 1985 (PhD in Social Science). He is employed at the Faculty of Political Science (Head of the Department of Sociology), and at the Faculty of Medicine, University of Sarajevo, as a full professor. He worked as a Vice-chancellor at the University of Sarajevo for two terms (2000-2004), as a president of the Board, as well as Acting Dean at the Faculty of Pharmacy in Sarajevo, and a member of the Steering Committee of the University in Sarajevo. He is a member of the Science Council at the Council of Ministers of Bosnia and Herzegovina. So far, he has published over 250 scientific papers, including 25 books in the field of Sociology (Medical Sociology, Sociology of Bosnian-Herzegovinian society, Sociology of Education, Sociology of Culture). He participated in over 30 local and international scientific congresses and symposia, and in the implementation of 15 scientific-research projects. He is one of the founders and editors of the journal "Adult education". He has received special regional awards for his contribution to development of life-long learning in Bosnia and Herzegovina (Skopje 2004), Great Charter with the badge of Medical Faculty in Sarajevo (2007), as well as a list of other awards.



Dr. sc. Lejla Turčilo

She is an associate professor at the Department for Journalism of the Faculty for Political Science at the University of Sarajevo, where she teaches courses on *Media theory*, *Media and the Politics*, and *Online Communication*. She is the author of the book *Earn and conquer: politics-media business in the global society and in Bosnia and Herzegovina* (Self-published, 2011), *On-line communication and off-line politics in Bosnia and Herzegovina* (Internews, Sarajevo, 2006), co-author of a book: *Minority groups and the media in Bosnia and Herzegovina in BiH* (with Jelenka Voćkić-Avdagić, Asad Nuhanović and Valida Repovac Pašić; Faculty of political science, Sarajevo, 2010), *2010 Elections in Bosnia and Herzegovina: how did media cover the election campaign* (with Davor Marko, Tatjana Ljubić, and Radenko Udovičić; Media Plan Institute, 2010), and *Information Literacy: implications for development of network modules* (with Senada Dizdar, Lejla Hajdarpašić and Ešrefa Beba Rašidović, UNSA, Sarajevo, 2014). She has published scientific and technical papers in journals in Bosnia, Croatia, Serbia, Columbia, Germany, Belgium, and France. She has participated in numerous scientific-research projects, as part of RRPP, COST and Tempus Programme.



Mr. sc. Osmić Amer

He was born in Jajce in 1984. He graduated from the Faculty of Political Science, University of Sarajevo (Department of Sociology), 2007. Since 2005, he was working as a demonstrator at the Department of Sociology on Statistics and Demography.

In May 2007, he entered into employment as an assistant in the field of social sciences at the Faculty of Political Science. He works as an assistant in the following subjects: Basics of Methodology of social sciences, Methods and techniques in social research; Methodology of political science research; Methodology of communication research; Methodology of sociological research; Sociology of migrations; Empirical social research. He participated in a number of projects, including project BECAN (FP7) 10/2009 – 10/2012, Sociological lexicon edited by prof dr Senadin Lavić. He participated in a number of scientific and professional gatherings in the country and abroad. He published a dozen scientific papers and reviews in local journals. He works as an associate on the projects implemented with Association XY, Center for Security Studies Sarajevo.



Dr. sc. Sanela Bašić

She is an assistant professor at the Faculty of Political Science in Sarajevo, teaching the following subjects: *Basics of social policy* (BA), *Poverty and social exclusion* (MA), *Domestic violence* (MA) and the *Ethics of Social Work* (MA). She graduated from the Faculty of Political Science in Sarajevo (2001.), and completed her Masters of Science, as a scholar of Konrad Adenauer Foundation, at the University of Applied Sciences in Berlin (2004). She completed her PhD (Doctor of Science of Social Work) at the Faculty of Political Science in Sarajevo (2010.). Dr. Bašić is a member of the Executive Board of the *European Association of Schools of Social Work* (EASSW), Executive Board of the *East European Sub-Regional Association of Schools of Social Work* (EEsrASSW) and the *Initiative for Women Leadership Academy for South East Europe*. She is currently a scholar of the Open Society Foundation in the frame of the "Academic Fellowship Program". Her scientific-research interest lies in the following areas: social policy in transitional societies (family policy, employment, pension policy), poverty and social exclusion, domestic violence, and complexities among social inequality, social deviations and social justice.



Dr. sc. Nedžma Džananović Miraščija

Nedžma Džananović Miraščija was born in Sarajevo in 1976. She is an expert in the field of political sciences. She completed her undergraduate studies at the Faculty of Political Science in Sarajevo. She completed her Master's degree as a first-generation student of European Studies, organized by *London School of Economics and Political Science, University in Bologna, and University in Sarajevo*. She completed her PhD thesis "*Opportunities and limits of post-national foreign policy: EU foreign policy*" at the Faculty of Political Science in Sarajevo. She has been working at the Department of Political Science, Faculty of Political Science since 2007. In December 2012, she was appointed as an assistant professor at the Faculty. She teaches the subject of Politics and institutions of the EU in the undergraduate studies, while, in the graduate studies, she teaches Multilateral diplomacy and Foreign Policy of the European Union. She is the author of one book (*Status of an individual in the postnational integrations: Citizens of the EU*), and large number of scientific and expert articles in the field of foreign policy analysis and EU integrations. She is currently hired as the head of bilateral research project titled "*Mentoring, transforming and transferability in the process of joining the European Union: Cooperation between Slovenia and Bosnia and Herzegovina in accession to the EU*". The project is being run in the frame of bilateral scientific cooperation between Bosnia and Herzegovina and Slovenia. She is also participating in COST Action IS1308 "*Populistic Political Communication in Europe: Comprehending the Challenge of Mediated Political Populism for Democratic Politics*", in the role of researcher and member of the Action Management Committee.



Dr. sc. Damir Kapidžić

He is an assistant professor at the Faculty of Political Science, University in Sarajevo, in the field of comparative politics. He completed his PhD in political science at the University in Sarajevo, with PhD thesis "Democratisation in multi-ethnic states" (2014). He completed his Master's studies in the field of international relations at the Free University Berlin, Humboldt University in Berlin and University in Potsdam (2008), while he completed his undergraduate degree at the University in Sarajevo (2005). He was appointed as an assistant professor at the Faculty of Political Science, University in Sarajevo, in 2014. He published a dozen scientific and professional articles in international indexed journals, and book chapters on the subject of democracy and institutions in post-conflict and multi-ethnic states, as well as on the international role by the European Union. He is a regular participant and lecturer at international and national scientific meetings. He collaborates on projects with the London School of Economics (LSE), Universities in Basel, Belgrade, Zurich, Ljubljana, Zagreb, Friedrich Ebert Foundation BiH, Research Center Analitika Sarajevo, and Center for Security Studies, Sarajevo. In 2014 and 2015, he was awarded fellowships at the University in Zurich and the LSA, while in 2012 and 2014 he conducted a field research in East Africa with the LSE. He is a member of the Political Science Association in Bosnia and Herzegovina, and American Political Science Association.



Mr. sc. Jelena Brkič Šmigoc

She was born in Sarajevo in 1979. She completed her Master's degree in the field of psychological sciences, and is a PhD candidate at the Department for Psychology, Faculty of Philosophy, University of Sarajevo. She is currently working at the Faculty of Political Science in Sarajevo as a senior assistant for the psychological group of subjects. She published a few scientific papers, and participated in several national and international congresses and symposia. In the period between 2009 and 2013, she was engaged as a lead researcher on the BECAN project ("Balkan Epidemiological Study on Child Abuse and Neglect"), that was implemented in the frame of the Seventh Framework Programme for Research and Technological Development (FP7) of the European Union. In 2006, she was on a study trip at the University of Pittsburg (USA). Her particular research interest lies in the field of social and political psychology, and the issue of victimization of children.